

**Message & SMS**

# **Developer Guide**

**Issue**            01  
**Date**             2026-06-24



**Copyright © Huawei Cloud Computing Technologies Co., Ltd. 2026. All rights reserved.**

No part of this document may be reproduced or transmitted in any form or by any means without prior written consent of Huawei Cloud Computing Technologies Co., Ltd.

## **Trademarks and Permissions**



HUAWEI and other Huawei trademarks are the property of Huawei Technologies Co., Ltd.

All other trademarks and trade names mentioned in this document are the property of their respective holders.

## **Notice**

The purchased products, services and features are stipulated by the contract made between Huawei Cloud and the customer. All or part of the products, services and features described in this document may not be within the purchase scope or the usage scope. Unless otherwise specified in the contract, all statements, information, and recommendations in this document are provided "AS IS" without warranties, guarantees or representations of any kind, either express or implied.

The information in this document is subject to change without notice. Every effort has been made in the preparation of this document to ensure accuracy of the contents, but all statements, information, and recommendations in this document do not constitute a warranty of any kind, express or implied.

---

# Contents

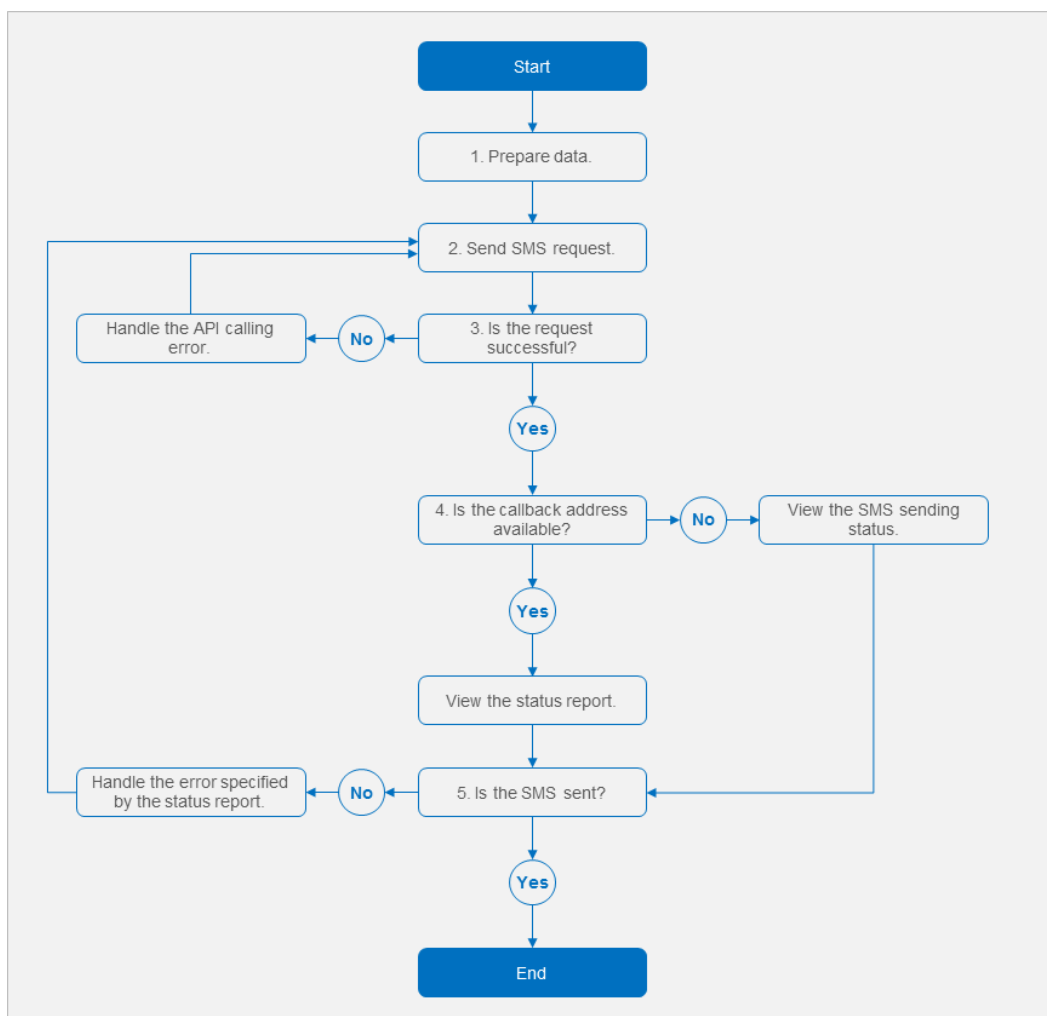
---

<b>1 Beginner</b>	<b>1</b>
<b>2 Development Preparation</b>	<b>4</b>
<b>3 Code Examples</b>	<b>9</b>
3.1 AK/SK Authentication (Recommended)	9
3.1.1 Java	9
3.1.2 PHP	16
3.1.3 Python	19
3.1.4 C#	23
3.1.5 Node.js	28
3.1.6 Go	33
3.2 X-WSSE Authentication	38
3.2.1 Java	38
3.2.2 PHP	48
3.2.3 Python	56
3.2.4 C#	63
3.2.5 Node.js	73
3.2.6 Go	78

# 1 Beginner

## Service Process

The following figure shows the general custom-made software development process for the SMS service.

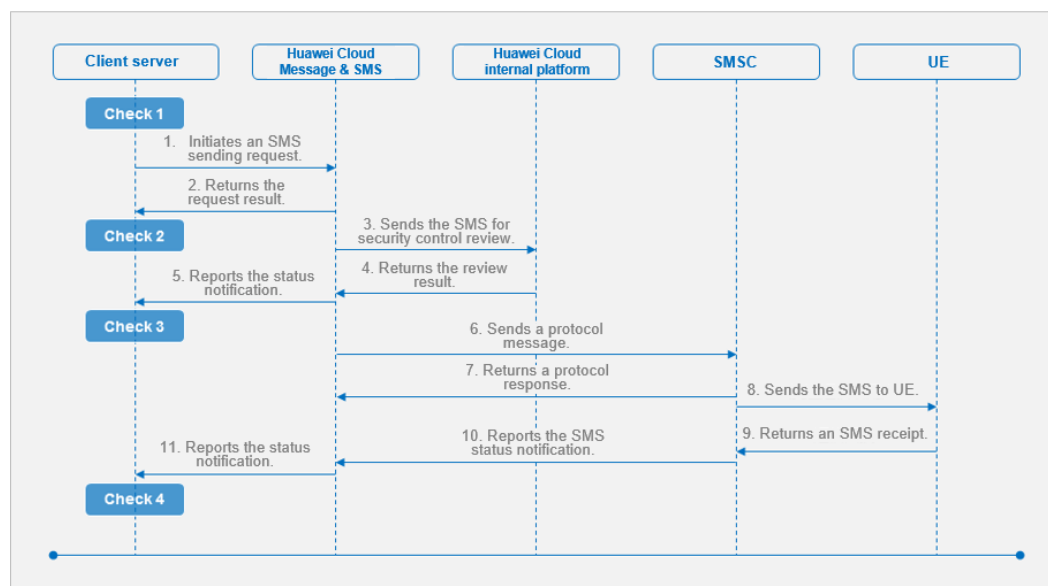


1. Perform steps described in [Development Preparation](#) to obtain the data required for calling the SMS API.

2. Follow instructions in the [Code Examples](#) to call the SMS API and initiate an SMS request.
3. View the received response and check whether the request succeeds.
  - Yes: Go to [4](#).
  - No: Follow instructions in [API Error Codes](#) to rectify the fault and repeat [2](#).
4. Check whether the request contains the **statusCallback** parameter. The **statusCallback** parameter specifies the callback address to which the status report is sent.
  - Yes: Check the received status report.
  - No: Log in to the Message & SMS console and choose **Send Details**. On the displayed page, view the sending results and status codes.
5. Check whether the SMS message is successfully sent based on the status report.
  - Yes: No further operation is required.
  - No: Follow instructions in [SMS Status Error Codes](#) to rectify the fault and repeat [2](#).

## Commissioning Guide

During the custom-made software development process for the SMS service, developers need to pay attention to the following service commissioning points:



- **Check 1:** Before initiating an SMS sending request, the system checks the validity of parameters in the request. For example:
  - The value of the **Content-Type** parameter in the request headers is **application/x-www-form-urlencoded** in the SMS sending API and **application/json** in the batch SMS sending API.
  - The value of the **to** parameter in the request body is a character string in the SMS sending API and a character string array in the batch SMS sending API.

- If SMS status reports need to be received, the **statusCallback** parameter must be specified and the address is valid and reachable.
- If the template type specified by **templateId** is a common template, you must set **signature** to the signature added before the SMS content in the common template.

- **Check 2:** When obtaining the request result, parse the response result code and rectify the fault based on the handling suggestions in [API Error Codes](#).

```
HTTP/1.1 200 OK
Date: Fri, 13 Apr 2018 06:29:08 GMT
Server: WebServer
Content-Type: application/json;charset=UTF-8
Content-Length: 220
```

```
{"result":
[{"originTo":"+8615512345678","createTime":"2018-05-25T16:34:34Z","from":"1069031221280012","s
msMsgId":"d6e3cdd0-522b-4692-8304-
a07553cdf591_8539659","status":"000000"}],"code":"000000","description":"Success"}
```

If **code** is set to **E000510**, the value of **status** needs to be parsed for fault locating and analysis.

- **Check 3:** When the SMS content sent triggers the interception by the Huawei Cloud internal platform, the Huawei Cloud Message & SMS service pushes a status report to the customer. Parse the status code and rectify the fault based on the handling suggestions for the status codes provided by the Huawei Cloud internal platform in [SMS Status Error Codes](#).

Note: Huawei Cloud Message & SMS pushes the status report notification only when the callback address is specified for **statusCallback** in the [SMS sending request](#). Otherwise, log in to the SMS console and go to the sending details page to view the status code.

- **Check 4:** When receiving the SMS status notification from the SMSC, the Huawei Cloud Message & SMS service pushes a status report to the customer. Parse the status code and rectify the fault based on the handling suggestions in [SMS Status Error Codes](#).

Note: Huawei Cloud Message & SMS pushes the status report notification only when the callback address is specified for **statusCallback** in the [SMS sending request](#). Otherwise, log in to the SMS console and go to the sending details page to view the status code.

# 2 Development Preparation

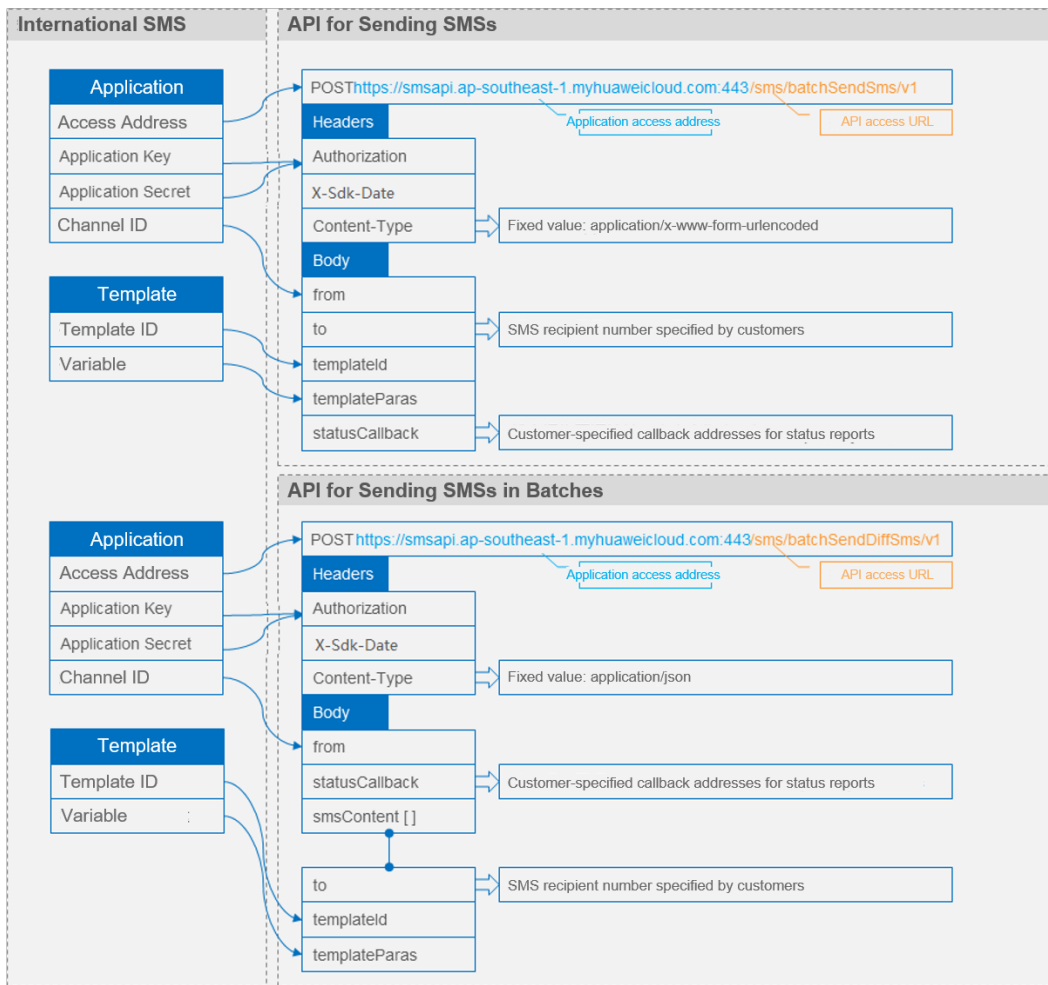
## International SMS

The following parameters must be specified before you develop an international SMS application.

Parameter	Example Value	Where to Find the Setting	Document
Application Key	c8RWg3gg*****4bf3Y7x1lle	Log in to the Message & SMS console, and choose <b>International SMS &gt; Application Management</b> .	<a href="#">Creating an SMS Application</a>
Application Secret	q4li87BhST*****zN80SfD7Al		
Application Access Address	https://smsapi.ap-southeast-1.myhuaweicloud.com:443		
Channel No.	isms12345678		

Parameter	Example Value	Where to Find the Setting	Document
Template ID	8ff55eac1d0b47***** 3c6a492300	Log in to the Message & SMS console, and choose <b>International SMS &gt; Template Management</b> .  Note: Obtain the value of this parameter based on the value of <b>Application</b> . When sending different SMSs in batches, you can specify multiple template IDs.	<a href="#">Applying for an SMS Template</a>
URI	SMS Sending: <b>/sms/batchSendSms/v1</b> Batch SMS sending: <b>/sms/batchSendDiffSms/v1</b>	Obtain the URI from the <b>API Type</b> described in section <a href="#">SMS Sending API</a> or <a href="#">Batch SMS Sending API</a> .	<a href="#">SMS Sending API</a> <a href="#">Batch SMS Sending API</a>

The relationships between the data to be prepared and the SMS API request parameters are as follows:



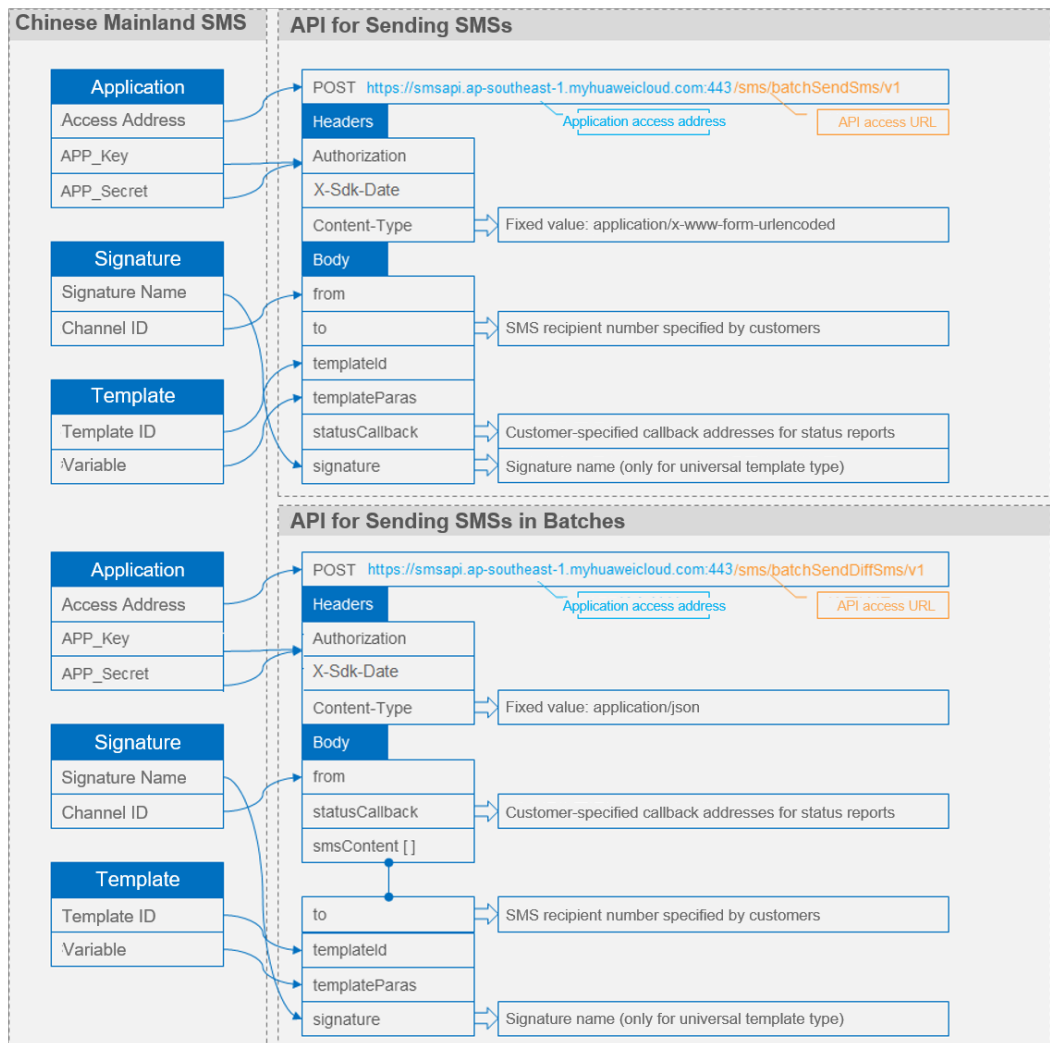
## Chinese Mainland SMS

The following parameters must be specified before you develop a Chinese Mainland SMS application.

Parameter	Example Value	Where to Find the Setting	Document
Application Key	c8RWg3gg*****4bf3Y7x1lle	Log in to the Message & SMS console, and choose <b>Chinese Mainland SMS &gt; Application Management</b> .	<a href="#">Creating an SMS Application</a>
Application Secret	q4Ii87BhST*****zN80sFD7Al		

Parameter	Example Value	Where to Find the Setting	Document
Application Access Address	https://smsapi.ap-southeast-1.myhuaweicloud.com:443		
Signature Name	Huawei Cloud SMS test	Log in to the Message & SMS console, and choose <b>Chinese Mainland SMS &gt; Signature Management</b> .	<a href="#">Applying for an SMS Signature</a>
Channel No.	csms12345678	Note: Obtain the values based on the value of <b>Application</b> . If <b>Template Type</b> is <b>Universal template</b> , the signature name must be specified.	
Template ID	8ff55eac1d0b47*****3c6a492300	Log in to the Message & SMS console, and choose <b>Chinese Mainland SMS &gt; Template Management</b> . Note: Obtain the value of this parameter based on the values of <b>Application</b> and <b>Signature</b> . When sending different SMSs in batches, you can specify multiple template IDs.	<a href="#">Applying for an SMS Template</a>
URI	SMS Sending: <b>/sms/batchSendSms/v1</b> Batch SMS sending: <b>/sms/batchSendDiffSms/v1</b>	Obtain the URI from the <b>API Type</b> described in section <a href="#">SMS Sending API</a> or <a href="#">Batch SMS Sending API</a> .	<a href="#">SMS Sending API</a> <a href="#">Batch SMS Sending API</a>

The relationships between the data to be prepared and the SMS API request parameters are as follows:



# 3 Code Examples

## 3.1 AK/SK Authentication (Recommended)

### 3.1.1 Java

<b>Example</b>	<a href="#">Example of Sending SMSs</a> , <a href="#">Example of Sending SMSs in Batches</a> <a href="#">Receiving Status Reports</a>
<b>Environment</b>	JDK 1.8 or later

Download required SDKs and demos for [Java](#). Copy the following code sample to a new Java file and run it.

#### NOTICE

- Sending SMSs shows an example of sending group SMSs with a single template. Sending SMSs in batches shows an example of sending group SMSs with multiple templates.
- The examples described in this document may involve the use of personal data. You are advised to comply with relevant laws and regulations and take measures to ensure that personal data is fully protected.
- The examples described in this document are for demonstration purposes only. Commercial use of the examples is prohibited.
- Information in this document is for your reference only. It does not constitute any offer or commitment.

### Example of Sending SMSs

```
import com.cloud.apigateway.sdk.utils.Client;
import com.cloud.apigateway.sdk.utils.Request;
```

```

import com.huawei.apig.sdk.util.Constant;
import org.apache.http.Header;
import org.apache.http.HttpEntity;
import org.apache.http.HttpResponse;
import org.apache.http.client.methods.HttpRequestBase;
import org.apache.http.conn.ssl.NoopHostnameVerifier;
import org.apache.http.conn.ssl.SSLConnectionSocketFactory;
import org.apache.http.impl.client.CloseableHttpClient;
import org.apache.http.impl.client.HttpClients;
import org.apache.http.ssl.SSLContextBuilder;
import org.apache.http.util.EntityUtils;
import org.slf4j.Logger;
import org.slf4j.LoggerFactory;

import javax.net.ssl.SSLContext;
import java.io.IOException;
import java.io.UnsupportedEncodingException;
import java.net.URLEncoder;
import java.util.Arrays;

public class SendSms {

    private static final Logger LOGGER = LoggerFactory.getLogger(SendSms.class);

    public static final String UTF_8 = "UTF-8";

    private static CloseableHttpClient client = null;

    public static void main(String[] args) throws Exception {
        // Ignore the certificate trust issues to prevent API calling failures caused by HTTPS certificate
        authentication failures.
        client = createIgnoreSSLHttpClient();
        sendSms();
    }

    private static void sendSms() throws IOException {
        // Mandatory. The values here are example values only. Obtain the values based on Development
        Preparation.
        String url = "https://smsapi.ap-southeast-1.myhuaweicloud.com:443/sms/batchSendSms/v1"; //
        Application access address and API access URI
        // Hard-coded or plaintext appKey/appSecret is risky. For security, encrypt your appKey/appSecret and
        store them in the configuration file or environment variables.
        String appKey = "c8RWg3gg*****3Y7x11le"; //Application Key
        String appSecret = "q4li87Bh*****80SfD7Al"; //Application Secret
        String sender = "csms12345678"; // Channel number for Chinese mainland SMS or international SMS
        String templateId = "8ff55eac1d0b478ab3c06c3c6a492300"; // Template ID
        // Mandatory for Chinese mainland SMS. This parameter is valid and mandatory when Template Type
        corresponding to templateId is Universal template. The signature name must be approved and be the
        same type as the template.
        // This parameter is not required for international SMS.
        String signature = "Huawei Cloud SMS test"; // Signature

        // Mandatory. Global number format (including the country code), for example, +86151****6789. Use
        commas (,) to separate multiple numbers.
        String receiver = "+86151****6789,+86152****7890"; // Recipient numbers

        // Optional. Address for receiving SMS status reports. The domain name is recommended. If this
        parameter is set to an empty value or left unspecified, customers do not receive status reports.
        String statusCallBack = "";

        /**
         * Optional. If a non-variable template is used, assign an empty value to this parameter, for example,
         String templateParas = "";
         * Example of a single-variable template: If the template content is "Your verification code is $
         {NUM_6}", templateParas can be set to "[\\"111111\\"]".
         * Example of a dual-variable template: If the template content is "You have ${NUM_2} delivered to $
         {TXT_20}", templateParas can be set to "[\\"3\\",\\"main gate of People's Park\\"]".
         * To view more information, choose Service Overview > Template and Variable Specifications.
         */
    }
}

```

```

String templateParas = "[\"111111\"]"; // Template variable. The following uses a single-variable
verification code SMS message as an example. The customer needs to generate a 6-digit verification code
and define it as a character string to prevent the loss of first digits 0 (for example, 002569 is changed to
2569).

// Request body. If the signature name is not required, set signature to null.
String body = buildRequestBody(sender, receiver, templateId, templateParas, statusCallBack, signature);
if (null == body || body.isEmpty()) {
    LOGGER.warn("body is null.");
    return;
}

Request request = new Request();
request.setKey(appKey);
request.setSecret(appSecret);
request.setMethod("POST");
request.setUrl(url);
request.addHeader("Content-Type", "application/x-www-form-urlencoded");
request.setBody(body);
LOGGER.info("Print the body: {}", body);

try {
    HttpRequestBase signedRequest = Client.sign(request,
Constant.SIGNATURE_ALGORITHM_SDK_HMAC_SHA256);
    LOGGER.info("Print the authorization: {}",
Arrays.toString(signedRequest.getHeaders("Authorization")));
    Header[] requestAllHeaders = signedRequest.getAllHeaders();
    for (Header h : requestAllHeaders) {
        LOGGER.info("req Header with name: {} and value: {}", h.getName(), h.getValue());
    }

    HttpResponse response = client.execute(signedRequest);

    LOGGER.info("Print the status line of the response: {}", response.getStatusLine().toString());
    Header[] resHeaders = response.getAllHeaders();
    for (Header h : resHeaders) {
        LOGGER.info("Processing Header with name: {} and value: {}", h.getName(), h.getValue());
    }
    HttpEntity resEntity = response.getEntity();
    if (resEntity != null) {
        LOGGER.info("Processing Body with name: {} and value: {}", System.getProperty("line.separator"),
EntityUtils.toString(resEntity, "UTF-8"));
    }
} catch (Exception e) {
    LOGGER.error(e.getMessage(), e);
}

}

public static CloseableHttpClient createIgnoreSSLHttpClient() throws Exception {
    SSLContext sslContext = new SSLContextBuilder().loadTrustMaterial(null, (x509CertChain, authType) -
> true).build();
    return HttpClients.custom().setSSLContextFactory(new SSLConnectionSocketFactory(sslContext,
NoopHostnameVerifier.INSTANCE)).build();
}

static String buildRequestBody(String sender, String receiver, String templateId, String templateParas,
String statusCallBack, String signature) throws UnsupportedEncodingException {
    if (null == sender || null == receiver || null == templateId || sender.isEmpty() || receiver.isEmpty()
|| templateId.isEmpty()) {
        System.out.println("buildRequestBody(): sender, receiver or templateId is null.");
        return null;
    }

    StringBuilder body = new StringBuilder();
    appendToBody(body, "from=", sender);
    appendToBody(body, "&to=", receiver);
    appendToBody(body, "&templateId=", templateId);
    appendToBody(body, "&templateParas=", templateParas);
    appendToBody(body, "&statusCallback=", statusCallBack);

```

```

        appendToBody(body, "&signature=", signature);
        return body.toString();
    }

    private static void appendToBody(StringBuilder body, String key, String val) throws
    UnsupportedEncodingException {
        if (null != val && !val.isEmpty()) {
            LOGGER.info("Print appendToBody: {}:{}", key, val);
            body.append(key).append(URLEncoder.encode(val, UTF_8));
        }
    }
}

```

## Example of Sending SMSs in Batches

Configure the following dependencies in Maven.

```

<dependency>
  <groupId>org.json</groupId>
  <artifactId>json</artifactId>
  <version>20180130</version>
</dependency>

```

```

import com.huawei.apig.sdk.util.Constant;

import com.cloud.apigateway.sdk.utils.Client;
import com.cloud.apigateway.sdk.utils.Request;

import org.apache.http.Header;
import org.apache.http.HttpEntity;
import org.apache.http.HttpResponse;
import org.apache.http.client.methods.HttpRequestBase;
import org.apache.http.conn.ssl.NoopHostnameVerifier;
import org.apache.http.conn.ssl.SSLConnectionSocketFactory;
import org.apache.http.impl.client.CloseableHttpClient;
import org.apache.http.impl.client.HttpClients;
import org.apache.http.ssl.SSLContextBuilder;
import org.apache.http.util.EntityUtils;
import org.json.JSONArray;
import org.json.JSONObject;
import org.slf4j.Logger;
import org.slf4j.LoggerFactory;

import javax.net.ssl.SSLContext;
import java.io.IOException;
import java.util.ArrayList;
import java.util.Arrays;
import java.util.HashMap;
import java.util.List;
import java.util.Map;

public class SendDiffSms {
    private static final Logger LOGGER = LoggerFactory.getLogger(SendDiffSms.class);

    private static CloseableHttpClient client = null;

    public static void main(String[] args) throws Exception {
        // Ignore the certificate trust issues to prevent API calling failures caused by HTTPS certificate
        authentication failures.
        client = createIgnoreSSLHttpClient();
        sendSms();
    }

    private static void sendSms() throws IOException {
        // Mandatory. The values here are example values only. Obtain the values based on Development Preparation.
        String url
            = "https://smsapi.ap-southeast-1.myhuaweicloud.com:443/sms/batchSendDiffSms/v1"; //

```

```

Application access address (obtain it from the Application Management page on the console) and API
access URI.
// Hard-coded or plaintext appKey/appSecret is risky. For security, encrypt your appKey/appSecret and
store them in the configuration file or environment variables.
String appKey = "c8RWg3gg*****3Y7x1lle"; //APP_Key
String appSecret = "q4li87Bh*****80SfD7Al"; //APP_Secret
String sender = "csms12345678"; // Channel number for Chinese mainland SMS or international SMS
String templateId1 = "8ff55eac1d0b478ab3c06c3c6a492300"; // Template ID 1
String templateId2 = "8ff55eac1d0b478ab3c06c3c6a492300"; // Template ID 2

// Mandatory for Chinese mainland SMS. This parameter is valid and mandatory when Template Type
corresponding to templateId is Universal template. The signature name must be approved and be the
same type as the template.
// This parameter is not required for international SMS.
String signature1 = "Huawei Cloud SMS test"; // Signature 1
String signature2 = "Huawei Cloud SMS test"; // Signature 2

// Mandatory. Global number format (including the country code), for example, +86151****6789. Use
commas (,) to separate multiple numbers.
String[] receiver1 = {"+86151****6789", "+86152****7890"}; // Recipient number of template 1
String[] receiver2 = {"+86151****6789", "+86152****7890"}; // Recipient number of template 2

// Optional. Address for receiving SMS status reports. The domain name is recommended. If this
parameter is set to an empty value or left unspecified, customers do not receive status reports.
String statusCallBack = "";

/**
 * Optional. If a non-variable template is used, assign an empty value to this parameter, for example,
String templateParas = {};
 * Example of a single-variable template: If the template content is "Your verification code is $
{NUM_6}", templateParas can be set to {"111111"}.
 * Example of a dual-variable template: If the template content is "You have ${NUM_2} parcels
delivered to ${TXT_20}", templateParas can be set to {"3", "main gate of People's Park"}.
 * ${DATE}${TIME} cannot be empty. You can use spaces or dots (.) to replace the empty value of $
{TXT_20} and use 0 to replace the empty value of NUM_6.
 * To view more information, choose Service Overview > Template and Variable Specifications.
 */
String[] templateParas1 = {
    "123456"
}; // Template 1 variable. The following uses a single-variable verification code SMS message as an
example. The customer needs to generate a 6-digit verification code and define it as a character string to
prevent the loss of first digits 0 (for example, 002569 is changed to 2569).
String[] templateParas2 = {
    "234567"
}; // Template 2 variable. The following uses a single-variable verification code SMS message as an
example. The customer needs to generate a 6-digit verification code and define it as a character string to
prevent the loss of first digits 0 (for example, 002569 is changed to 2569).

// smsContent. If the signature name is not required, set signature to null.
List<Map<String, Object>> smsContent = new ArrayList<Map<String, Object>>();
Map<String, Object> item1 = initDiffSms(receiver1, templateId1, templateParas1, signature1);
Map<String, Object> item2 = initDiffSms(receiver2, templateId2, templateParas2, signature2);
if (null != item1 && !item1.isEmpty()) {
    smsContent.add(item1);
}
if (null != item2 && !item2.isEmpty()) {
    smsContent.add(item2);
}

// Request body
String body = buildRequestBody(sender, smsContent, statusCallBack);
if (null == body || body.isEmpty()) {
    System.out.println("body is null.");
    return;
}

Request request = new Request();
request.setKey(appKey);
request.setSecret(appSecret);

```

```

request.setMethod("POST");
request.setUrl(url);
request.addHeader("Content-Type", "application/json");
request.setBody(body);
LOGGER.info("Print the body: {}", body);

try {

    // Sign the request.
    HttpRequestBase signedRequest = Client.sign(request,
Constant.SIGNATURE_ALGORITHM_SDK_HMAC_SHA256);
    // Print request header parameters: Authorization
    LOGGER.info("Print the allHeaders: {}", Arrays.toString(signedRequest.getAllHeaders()));
    HttpResponse response = client.execute(signedRequest);
    // Print the status line of the response.
    LOGGER.info("Print the status line of the response: {}", response.getStatusLine().toString());
    // Print the header fields of the response.
    Header[] resHeaders = response.getAllHeaders();
    for (Header h : resHeaders) {
        LOGGER.info("Processing Header with name: {} and value: {}", h.getName(), h.getValue());
    }
    // Print the body of the response.
    HttpEntity resEntity = response.getEntity();
    if (resEntity != null) {
        LOGGER.info("Processing Body with name: {} and value: {}", System.getProperty("line.separator"),
            EntityUtils.toString(resEntity, "UTF-8"));
    }
} catch (Exception e) {
    LOGGER.error(e.getMessage(), e);
}
}

public static CloseableHttpClient createIgnoreSSLHttpClient() throws Exception {
    SSLContext sslContext = new SSLContextBuilder().loadTrustMaterial(null, (x509CertChain, authType) -
> true).build();
    return HttpClients.custom().setSSLSocketFactory(new SSLConnectionSocketFactory(sslContext,
NoopHostnameVerifier.INSTANCE)).build();
}

static String buildRequestBody(String sender, List<Map<String, Object>> smsContent, String
statusCallBack) {
    if (null == sender || null == smsContent || sender.isEmpty() || smsContent.isEmpty()) {
        System.out.println("buildRequestBody(): sender or smsContent is null.");
        return null;
    }
    JSONArray jsonArr = new JSONArray();

    for (Map<String, Object> it : smsContent) {
        jsonArr.put(it);
    }

    Map<String, Object> data = new HashMap<String, Object>();
    data.put("from", sender);
    data.put("smsContent", jsonArr);
    if (null != statusCallBack && !statusCallBack.isEmpty()) {
        data.put("statusCallback", statusCallBack);
    }

    return new JSONObject(data).toString();
}

/**
 * Construct the value of smsContent.
 */
static Map<String, Object> initDiffSms(String[] receiver, String templateId, String[] templateParas,
String signature) {
    if (null == receiver || null == templateId || receiver.length == 0 || templateId.isEmpty()) {
        System.out.println("initDiffSms(): receiver or templateId is null.");
        return null;
    }
}

```

```
    }
    Map<String, Object> map = new HashMap<String, Object>();
    map.put("to", receiver);
    map.put("templateId", templateId);
    if (null != templateParas && templateParas.length > 0) {
        map.put("templateParas", templateParas);
    }
    if (null != signature && !signature.isEmpty()) {
        map.put("signature", signature);
    }

    return map;
}
}
```

## Receiving Status Reports

The Maven dependency to be introduced is `org.springframework:spring-web:5.3.21` (example version).

```
import org.springframework.web.bind.annotation.PostMapping;
import org.springframework.web.bind.annotation.RequestParam;
import org.springframework.web.bind.annotation.RestController;

@RestController
public class DemoController {
    /**
     * Synchronize SMS receipts.
     */
    @PostMapping("/report")
    public void smsHwReport(@RequestParam String smsMsgId, // Unique SMS identifier returned after an
        SMS is successfully sent.
        @RequestParam(required = false) String total, // Number of SMS segments split from
        a long SMS message. If the SMS message is not split, set this parameter to 1.
        @RequestParam(required = false) String sequence, // Sequence number after a long
        SMS is split. This parameter is valid only when the value of total is greater than 1. If the SMS is not split,
        set this parameter to 1.
        @RequestParam String status, // Enumerated values of an SMS status report. For
        details about the values, see API Reference.
        @RequestParam(required = false) String source, // Source of the SMS status report. 1:
        generated by the SMS platform. 2: returned by the SMSC. 3: generated by the cloud platform.
        @RequestParam(required = false) String updateTime, // SMS resource update time,
        which is generally the UTC time when the Message & SMS platform receives the SMS status report. The
        value is in the format of yyyy-MM-dd'T'HH:mm:ss'Z'. The time is converted to %3a using urlencode. //
        When the Message & SMS platform does not receive the SMS status report from the SMSC, the platform
        constructs a status report that does not contain the updateTime parameter.
        @RequestParam(required = false) String orgCode, // Status codes of southbound NES
        are transparently transmitted. This parameter is contained only in status reports of international SMSs. //
        When the status code is not returned, the parameter is not used.
        @RequestParam(required = false) String extend, // Extended field in the request sent
        by a user. If the SMS sent by a user does not carry the extend parameter, the status report does not contain
        the extend parameter.
        @RequestParam(required = false) String to) { // Recipient number of the SMS
        corresponding to the status report. This parameter is carried only when the status report contains the
        extend parameter.
        System.out.println(" =====receive smsStatusReport =====");
        System.out.println("smsMsgId: " + smsMsgId);
        System.out.println("total: " + total);
        System.out.println("sequence: " + sequence);
        System.out.println("status: " + status);
        System.out.println("source: " + source);
        System.out.println("updateTime: " + updateTime);
        System.out.println("orgCode: " + orgCode);
        System.out.println("extend: " + extend);
        System.out.println("to: " + to);
    }
}
```

```
}

```

### 3.1.2 PHP

<b>Example</b>	<a href="#">Example of Sending SMSs, Example of Sending SMSs in Batches</a> <a href="#">Receiving Status Reports</a>
<b>Environment</b>	<a href="#">php-7.4.33-Win32-vc15-x64</a> Install the PHP plug-in (Oro PHPStorm Plugin) on IntelliJ IDEA (2021.1.3 version).

Download required SDKs and demos for [PHP](#). Replace the content of the **index.php** file with the following code example.

#### NOTICE

- Sending SMSs shows an example of sending group SMSs with a single template. Sending SMSs in batches shows an example of sending group SMSs with multiple templates.
- The examples described in this document may involve the use of personal data. You are advised to comply with relevant laws and regulations and take measures to ensure that personal data is fully protected.
- The examples described in this document are for demonstration purposes only. Commercial use of the examples is prohibited.
- Information in this document is for your reference only. It does not constitute any offer or commitment.

### Example of Sending SMSs

```
<html>
<head>
  <title>Send SMS test</title>
</head>
<body>
<pre>
<?php
require 'signer.php';
$signer = new Signer();
// Hard-coded or plaintext appKey/appSecret is risky. For security, encrypt your appKey/appSecret and
store them in the configuration file or environment variables.
$signer->Key = 'c8RWg3ggEcyd4D3p94bf3Y7x11le'; // app key
$signer->Secret = "q4li87Bh*****80SfD7Al"; // app secret
$req = new Request('POST', 'https://smsapi.ap-southeast-1.myhuaweicloud.com:443/sms/batchSendSms/
v1');
// Add header parameters
$req->headers = array(
  'content-type' => 'application/x-www-form-urlencoded',
);
$req->body = 'from=csms12345678&to=
%2B8615112346788&templateId=8ff55eac1d0b478ab3c06c3c6a492300&templateParas=["1"]&statusCallbac
k=https://your.server.com/rest/callback/statusReport';
$curl = $signer->Sign($req);
```

```

curl_setopt($curl, CURLOPT_SSL_VERIFYPEER, FALSE);
curl_setopt($curl, CURLOPT_SSL_VERIFYHOST, FALSE);
curl_setopt($curl, CURLOPT_HTTP_VERSION, CURL_HTTP_VERSION_1_1);
var_dump($req->headers);
var_dump($req);
echo "-----\n";
$response = curl_exec($curl);
$status = curl_getinfo($curl, CURLINFO_HTTP_CODE);
if ($status == 0) {
    echo curl_error($curl);
} else {
    echo $status . "\n";
    echo $response;
}
curl_close($curl);
?>
</pre>
</body>
</html>

```

## Example of Sending SMSs in Batches

```

<html>
<head>
    <title>Send Diff SMS test</title>
</head>
<body>
<pre>
<?php
    require 'signer.php';

    // Mandatory. The values here are example values only. Obtain the actual values based on Development Preparation.
    $url = 'https://smsapi.ap-southeast-1.myhuaweicloud.com:443/sms/batchSendDiffSms/v1'; // Application access address (obtain it from the Application Management page on the console) and API access URI.
    // Hard-coded or plaintext appKey/appSecret is risky. For security, encrypt your appKey/appSecret and store them in the configuration file or environment variables.
    $APP_KEY = 'c8RWg3ggEcyd4D3p94bf3Y7x1lle'; //APP_Key
    $APP_SECRET = 'q4li87Bh*****80SfD7Al'; //APP_Secret
    $sender = 'csms12345678'; // Channel number for Chinese mainland SMS signature or international SMS
    $TEMPLATE_ID_1 = '8ff55eac1d0b478ab3c06c3c6a492300'; // Template ID 1
    $TEMPLATE_ID_2 = '8ff55eac1d0b478ab3c06c3c6a492300'; // Template ID 2

    // Mandatory for Chinese mainland SMS. This parameter is valid and mandatory when Template Type corresponding to templateId is Universal template. The signature name must be approved and be the same type as the template.
    // This parameter is not required for international SMS.
    $signature_1 = "Huawei Cloud SMS test"; // Signature 1
    $signature_2 = "Huawei Cloud SMS test"; // Signature 2

    // Mandatory. Global number format (including the country code), for example, +86151****6789. Use commas (,) to separate multiple numbers.
    $receiver_1 = ['+86151****6789', '+86152****7890']; // Recipient number of template 1
    $receiver_2 = ['+86151****6789', '+86152****7890']; // Recipient number of template 2

    // Optional. Address for receiving SMS status reports. The domain name is recommended. If this parameter is set to an empty value or left unspecified, customers do not receive status reports.
    $statusCallback = "";

    /**
     * Optional. If a template with no variable is used, assign an empty value to this parameter, for example,
     * $TEMPLATE_PARAS = [];
     * Example of a single-variable template: If the template content is "Your verification code is ${NUM_6}",
     * $TEMPLATE_PARAS can be set to ['369751'].
     * Example of a dual-variable template: If the template content is "You have ${NUM_2} parcels delivered to ${TXT_20}",
     * $TEMPLATE_PARAS can be set to ['3', 'main gate of People's Park'].
     * To view more information, choose Service Overview > Template and Variable Specifications.
     */
    $TEMPLATE_PARAS_1 = ['123456']; // Template 1 variable. The following uses a single-variable

```

verification code SMS message as an example. The customer needs to generate a 6-digit verification code and define it as a character string to prevent the loss of first digits 0 (for example, 002569 is changed to 2569).

\$TEMPLATE\_PARAS\_2 = ['234567']; // Template 2 variable. The following uses a single-variable verification code SMS message as an example. The customer needs to generate a 6-digit verification code and define it as a character string to prevent the loss of first digits 0 (for example, 002569 is changed to 2569).

```
// Request body
$data = json_encode([
    'from' => $sender,
    'statusCallback' => $statusCallback,
    'smsContent' => [// Mandatory. Set the parameters based on the number of template IDs.
        // smsContent. If the signature name is not required, set signature to ".
        initDiffSms($receiver_1, $TEMPLATE_ID_1, $TEMPLATE_PARAS_1, $signature_1),
        initDiffSms($receiver_2, $TEMPLATE_ID_2, $TEMPLATE_PARAS_2, $signature_2)
    ]
]);

$signer = new Signer();
$signer->Key = $APP_KEY; // app key
$signer->Secret = $APP_SECRET; // app secret

$req = new Request('POST', $url);
// Add header parameters
$req->headers = array(
    'content-type' => 'application/json',
);
$req->body = $data;
$curl = $signer->Sign($req);
curl_setopt($curl, CURLOPT_SSL_VERIFYPEER, FALSE);
curl_setopt($curl, CURLOPT_SSL_VERIFYHOST, FALSE);
curl_setopt($curl, CURLOPT_HTTP_VERSION, CURL_HTTP_VERSION_1_1);
var_dump($req->headers);
var_dump($req);
echo "-----\n";
$response = curl_exec($curl);
$status = curl_getinfo($curl, CURLINFO_HTTP_CODE);
if ($status == 0) {
    echo curl_error($curl);
} else {
    echo $status . "\n";
    echo $response;
}
curl_close($curl);

/**
 * Construct the value of smsContent.
 * @param array $receiver
 * @param string $templatedId
 * @param array $templateParas
 * @param string $signature | Signature name, which must be specified when the universal template for
Chinese mainland SMS is used.
 * @return string[]
 */
function initDiffSms(array $receiver, string $templatedId, array $templateParas, string $signature)
{
    if (null != $signature && strlen($signature) > 0) {
        return ['to' => $receiver, 'templatedId' => $templatedId, 'templateParas' => $templateParas, 'signature'
=> $signature];
    }
    return ['to' => $receiver, 'templatedId' => $templatedId, 'templateParas' => $templateParas];
}

?>
</pre>
</body>
</html>
```

## Receiving Status Reports

```
<?php
// Data example (urlencode) of the status report reported by the SMS platform
// $success_body =
'sequence=1&total=1&updateTime=2018-10-31T08%3A43%3A41Z&source=2&smsMsgId=2ea20735-
f856-4376-afbf-570bd70a46ee_11840135&status=DELIVRD';
$failed_body =
'orgCode=E200027&sequence=1&total=1&updateTime=2018-10-31T08%3A43%3A41Z&source=2&smsMsgId
=2ea20735-f856-4376-afbf-570bd70a46ee_11840135&status=RTE_ERR';

// onSmsStatusReport($success_body);
onSmsStatusReport($failed_body);

/**
 * Parse the status report data.
 *
 * @param string $data: Status report data reported by the SMS platform
 */
function onSmsStatusReport(string $data)
{
    $keyValues = [];
    parse_str($data, $keyValues); // Parse the status report data.

    /**
     * Example: Parsing status is used as an example.
     *
     * 'smsMsgId': Unique ID of an SMS
     * 'total': Number of SMS segments
     * 'sequence': Sequence number of an SMS after splitting
     * 'source': Status report source
     * 'updateTime': Resource update time
     * 'status': Enumeration values of the status report
     * 'orgCode': Status code
     */
    $status = $keyValues['status']; // Enumerated values of the status report
    // Check whether the SMS is successfully sent based on the value of status.
    if ('DELIVRD' === strtoupper($status)) {
        print 'Send sms success. smsMsgId: ' . $keyValues['smsMsgId'] . PHP_EOL;
    } else {
        // The SMS fails to be sent. The values of status and orgCode are recorded.
        print 'Send sms failed. smsMsgId: ' . $keyValues['smsMsgId'] . PHP_EOL;
        print 'Failed status: ' . $status . PHP_EOL;
        print 'Failed orgCode: ' . $keyValues['orgCode'] . PHP_EOL;
    }
}
?>
```

### 3.1.3 Python

<b>Example</b>	<a href="#">Example of Sending SMSs, Example of Sending SMSs in Batches</a> <a href="#">Receiving Status Reports</a>
<b>Environment</b>	<a href="#">Python 3.7</a>

Download required SDKs and demos for [Python](#). Replace the content of the **main.py** file with the following code example.

**NOTICE**

- Sending SMSs shows an example of sending group SMSs with a single template. Sending SMSs in batches shows an example of sending group SMSs with multiple templates.
- The examples described in this document may involve the use of personal data. You are advised to comply with relevant laws and regulations and take measures to ensure that personal data is fully protected.
- The examples described in this document are for demonstration purposes only. Commercial use of the examples is prohibited.
- Information in this document is for your reference only. It does not constitute any offer or commitment.

## Example of Sending SMSs

```
import urllib.parse
import urllib.request
import requests
from apig_sdk import signer

if __name__ == '__main__':

    # Mandatory. The values here are example values only. Obtain the actual values based on Development Preparation.
    url = 'https://smsapi.ap-southeast-1.myhuaweicloud.com:443/sms/batchSendSms/v1' # Application access address and API access URI
    # Hard-coded or plaintext appKey/appSecret is risky. For security, encrypt your appKey/appSecret and store them in the configuration file or environment variables.
    APP_KEY = "c8RWg3ggEcyd4D3p94bf3Y7x1lle" # APP_Key
    APP_SECRET = "q4li87Bh*****80SfD7Al" #APP_Secret
    sender = "csms12345678" # Channel number for Chinese mainland SMS signature or international SMS
    TEMPLATE_ID = "8ff55eac1d0b478ab3c06c3c6a492300" # Template ID

    # Mandatory for Chinese mainland SMS. This parameter is valid and mandatory when Template Type corresponding to templateId is Universal template. The signature name must be approved and be the same type as the template.
    # This parameter is not required for international SMS.
    signature := "Huawei Cloud SMS test" # Signature

    # Mandatory. Global number format (including the country code), for example, +86151****6789. Use commas (,) to separate multiple numbers.
    receiver = "+86151****6789,+86152****7890" # Recipient numbers

    # Optional. Address for receiving SMS status reports. The domain name is recommended. If this parameter is set to an empty value or left unspecified, customers do not receive status reports.
    statusCallBack = ""

    ""
    Optional. If a template with no variable is used, assign an empty value to this parameter, for example,
    TEMPLATE_PARAM = "";
    Example of a single-variable template: If the template content is "Your verification code is ${NUM_6}",
TEMPLATE_PARAM can be set to '["369751"]'.
    Example of a dual-variable template: If the template content is "You have ${NUM_2} parcels delivered to
    ${TXT_20}", TEMPLATE_PARAM can be set to '["3","main gate of People's Park"]'.
    Each variable in the template must be assigned a value, and the value cannot be empty.
    To view more information, choose Service Overview > Template and Variable Specifications.
    ""
    TEMPLATE_PARAM = '["369751"]' # Template variable. The following uses a single-variable verification
    code SMS message as an example. The customer needs to generate a 6-digit verification code and define it
    as a character string to prevent the loss of first digits 0 (for example, 002569 is changed to 2569).

    formData = urllib.parse.urlencode({
        'from': sender,
```

```
'to': receiver,
'templateId': TEMPLATE_ID,
'templateParas': TEMPLATE_PARAM,
'statusCallback': statusCallBack,
# 'signature': signature # Uncomment this line if the universal template for Chinese mainland SMS is
used.
}).encode('ascii')
print(formData)

sig = signer.Signer()
sig.Key = APP_KEY
sig.Secret = APP_SECRET

r = signer.HttpRequest("POST", url)
r.headers = {"content-type": "application/x-www-form-urlencoded"}
r.body = formData

sig.Sign(r)
print(r.headers["X-Sdk-Date"])
print(r.headers["Authorization"])
resp = requests.request(r.method, r.scheme + "://" + r.host + r.uri, headers=r.headers, data=r.body,
verify=False)
print(resp.status_code, resp.reason)
print(resp.content)
```

## Example of Sending SMSs in Batches

```
import json

import requests

from apig_sdk import signer

if __name__ == '__main__':
    # Mandatory. The values here are example values only. Obtain the actual values based on Development Preparation.
    url = 'https://smsapi.ap-southeast-1.myhuaweicloud.com:443/sms/batchSendDiffSms/v1' # Application
    access address (obtain it from the Application Management page on the console) and API access URI.
    # Hard-coded or plaintext appKey/appSecret is risky. For security, encrypt your appKey/appSecret and
    store them in the configuration file or environment variables.
    APP_KEY = "c8RWg3ggEcyd4D3p94bf3Y7x1lle" # APP_Key
    APP_SECRET = "q4li87Bh*****80SfD7A!" # APP_Secret
    sender = "csms12345678" # Channel number for Chinese mainland SMS signature or international SMS
    TEMPLATE_ID_1 = "8ff5eac1d0b478ab3c06c3c6a492300" # Template ID1
    TEMPLATE_ID_2 = "8ff5eac1d0b478ab3c06c3c6a492300" # Template ID 2

    # Mandatory for Chinese mainland SMS. This parameter is valid and mandatory when Template Type
    corresponding to templateId is Universal template. The signature name must be approved and be the
    same type as the template.
    # This parameter is not required for international SMS.
    signature_1 = "Huawei Cloud SMS test" # Signature 1
    signature_2 = "Huawei Cloud SMS test" # Signature 2

    # Mandatory. Global number format (including the country code), for example, +86151****6789. Use
    commas (,) to separate multiple numbers.
    receiver_1 = ["+86151****6789", "+86152****7890"] # Recipient number of template 1
    receiver_2 = ["+86151****6789", "+86152****7890"] # Recipient number of template 2

    # Optional. Address for receiving SMS status reports. The domain name is recommended. If this
    parameter is set to an empty value or left unspecified, customers do not receive status reports.
    statusCallBack = ""

    ""
    Optional. If a template with no variable is used, assign an empty value to this parameter, for example,
    TEMPLATE_PARAM = [];
    Example of a single-variable template: If the template content is "Your verification code is ${1}",
TEMPLATE_PARAM can be set to ["369751"].
    Example of a dual-variable template: If the template content is "You have ${1} parcel delivered to ${2}",
TEMPLATE_PARAM can be set to ["3", "main gate of People's Park"].
```

```

Each variable in the template must be assigned a value, and the value cannot be empty.
To view more information, choose Service Overview > Template and Variable Specifications.
'''
TEMPLATE_PARAM_1 = ["123456"] # Template 1 variable. The following uses a single-variable
verification code SMS message as an example. The customer needs to generate a 6-digit verification code
and define it as a character string to prevent the loss of first digits 0 (for example, 002569 is changed to
2569).
TEMPLATE_PARAM_2 = ["234567"] # Template 2 variable. The following uses a single-variable
verification code SMS message as an example. The customer needs to generate a 6-digit verification code
and define it as a character string to prevent the loss of first digits 0 (for example, 002569 is changed to
2569).
'''
Optional. If a template with no variable is used, assign an empty value to this parameter, for example,
TEMPLATE_PARAM = "";
Example of a single-variable template: If the template content is "Your verification code is ${NUM_6}",
TEMPLATE_PARAM can be set to ["369751"].
Example of a dual-variable template: If the template content is "You have ${NUM_2} parcels delivered to
${TXT_20}", TEMPLATE_PARAM can be set to ["3","main gate of People's Park"].
To view more information, choose Service Overview > Template and Variable Specifications.
'''
TEMPLATE_PARAM = ["369751"] # Template variable. The following uses a single-variable verification
code SMS message as an example. The customer needs to generate a 6-digit verification code and define it
as a character string to prevent the loss of first digits 0 (for example, 002569 is changed to 2569).

# Request body
jsonData = json.dumps({'from': sender,
                      'statusCallback': statusCallBack,
                      'smsContent': [
                          {'to': receiver_1,
                           'templateId': TEMPLATE_ID_1,
                           'templateParas': TEMPLATE_PARAM_1,
                           # 'signature':signature_1 # Uncomment this line if the universal template for Chinese
mainland SMS is used.
                          },
                          {'to': receiver_2,
                           'templateId': TEMPLATE_ID_2,
                           'templateParas': TEMPLATE_PARAM_2,
                           # 'signature':signature_2 # Uncomment this line if the universal template for Chinese
mainland SMS is used.
                          }]
                      }).encode('ascii')

sig = signer.Signer()
sig.Key = APP_KEY
sig.Secret = APP_SECRET

r = signer.HttpRequest("POST", url)
r.headers = {"content-type": "application/json"}
r.body = jsonData

sig.Sign(r)
print(r.headers["X-Sdk-Date"])
print(r.headers["Authorization"])
resp = requests.request(r.method, r.scheme + "://" + r.host + r.uri, headers=r.headers, data=r.body,
verify=False)
print(resp.status_code, resp.reason)
print(resp.content)

```

## Receiving Status Reports

```

import urllib.parse

# Data example (urlencode) of the status report reported by the SMS platform
#success_body =
"sequence=1&total=1&updateTime=2018-10-31T08%3A43%3A41Z&source=2&smsMsgId=2ea20735-
f856-4376-afbf-570bd70a46ee_11840135&status=DELIVRD";
failed_body =
"orgCode=E200027&sequence=1&total=1&updateTime=2018-10-31T08%3A43%3A41Z&source=2&smsMsgId

```

```

=2ea20735-f856-4376-afbf-570bd70a46ee_11840135&status=RTE_ERR";
'''
Parse the status report data.
@param data: Status report data reported by the SMS platform.
@return:
'''
def onSmsStatusReport(data):
    keyValues = urllib.parse.parse_qs(data); # Parse the status report data.

    '''
    Example: Parsing status is used as an example.

    'smsMsgId': Unique ID of an SMS
    'total': Number of SMS segments
    'sequence': Sequence number of an SMS after splitting
    'source': Status report source
    'updateTime': Resource update time
    'status': Enumeration values of the status report
    'orgCode': Status code
    '''

    status = keyValues.get('status'); # Enumerated values of the status report
    # Check whether the SMS is successfully sent based on the value of status.
    if 'DELIVRD' == str.upper(status[0]):
        print('Send sms success. smsMsgId: ', keyValues.get('smsMsgId')[0]);
    else:
        # The SMS fails to be sent. The values of status and orgCode are recorded.
        print('Send sms failed. smsMsgId: ', keyValues.get('smsMsgId')[0]);
        print('Failed status: ', status[0]);
        print('Failed orgCode: ', keyValues.get('orgCode')[0]);

if __name__ == '__main__':
    # onSmsStatusReport(success_body)
    onSmsStatusReport(failed_body)

```

### 3.1.4 C#

<b>Example</b>	<a href="#">Example of Sending SMSs, Example of Sending SMSs in Batches</a> <a href="#">Receiving Status Reports</a>
<b>Environment</b>	<a href="#">.Net 7.0</a> , <a href="#">Visual Studio Code 1.75.1</a> , and plug-ins of C# v1.25.7 and Code Runner v0.12.0 (optional)

#### NOTICE

- Sending SMSs shows an example of sending group SMSs with a single template. Sending SMSs in batches shows an example of sending group SMSs with multiple templates.
- The examples described in this document may involve the use of personal data. You are advised to comply with relevant laws and regulations and take measures to ensure that personal data is fully protected.
- The examples described in this document are for demonstration purposes only. Commercial use of the examples is prohibited.
- Information in this document is for your reference only. It does not constitute any offer or commitment.

Download required SDKs and demos for **C#**. Take Visual Studio Code as an example. Select a directory in the local resource manager, for example, **D:/sms**, and use a terminal to access the directory.

1. Run the **dotnet new console** command to generate a project.
2. Copy **Signer.cs** and **HttpEncoder.cs** to **D:/sms**, create an empty **SendSms.cs** file in the **sms** folder, and copy the content in the following example to **SendSms.cs**.
3. Use Visual Studio Code to open the project and run **SendSms.cs**.

## Example of Sending SMSs

```
using System;
using System.Net;
using System.IO;
using APIGATEWAY_SDK;
using System.Text;

namespace DEMO
{
    class Program
    {
        static void Main(string[] args)
        {
            ServicePointManager.SecurityProtocol = SecurityProtocolType.Tls12 | SecurityProtocolType.Tls11 |
            SecurityProtocolType.Tls;

            // Mandatory. The values here are example values only. Obtain the actual values based on
            Development Preparation.
            string apiAddress = "https://smsapi.cn-north-4.myhuaweicloud.com:443/sms/batchSendSms/v1"; //
            Application access address (obtain it from the Application Management page on the console) and API
            access URI.
            // Hard-coded or plaintext appKey/appSecret is risky. For security, encrypt your appKey/appSecret
            and store them in the configuration file or environment variables.
            string appKey = "c8RWg3ggEcyd4D3p94bf3Y7x1lle"; // APP_Key
            string appSecret = "q4li87Bh*****80Sfd7Al"; //APP_Secret
            string sender = "csms12345678"; // Channel number for Chinese mainland SMS signature or
            international SMS
            string templateId = "8ff55eac1d0b478ab3c06c3c6a492300"; // Template ID

            // Mandatory for Chinese mainland SMS. This parameter is valid and mandatory when Template
            Type corresponding to templateId is Universal template. The signature name must be approved and be
            the same type as the template.
            // This parameter is not required for international SMS.
            //string signature = "Huawei Cloud SMS test"; // Signature

            // Mandatory. Global number format (including the country code), for example, +86151****6789.
            Use commas (,) to separate multiple numbers.
            string receiver = "+86137****6781,+86137****6782"; // Recipient numbers

            // Optional. Address for receiving SMS status reports. The domain name is recommended. If this
            parameter is set to an empty value or left unspecified, customers do not receive status reports.
            string statusCallBack = "";

            /*
            * Optional. If a non-variable template is used, assign an empty value to this parameter, for
            example, string templateParas = "";
            * Example of a single-variable template: If the template content is "Your verification code is ${1}",
            templateParas can be set to "[\"369751\"]".
            * Example of a dual-variable template: If the template content is "You have ${1} delivered to
            ${2}", templateParas can be set to "[\"3\", \"main gate of People's Park\"]".
            * Each variable in the template must be assigned a value, and the value cannot be empty.
            * To view more information, choose Service Overview > Template and Variable Specifications.
            */
            string templateParas = "[\"369751\"]"; // Template variable. The following uses a single-variable
            verification code SMS message as an example. The customer needs to generate a 6-digit verification code
```

and define it as a character string to prevent the loss of first digits 0 (for example, 002569 is changed to 2569).

```

Signer signer = new Signer();
signer.Key = appKey;
signer.Secret = appSecret;

HttpRequest r = new HttpRequest("POST", new Uri(apiAddress)); // Application access address
(Obtain it from the Application Management page on the console) and API access URI.

// Request body
var body = new Dictionary<string, string>() {
    {"from", sender},
    {"to", receiver},
    {"templateId", templateId},
    {"templateParas", templateParas},
    {"statusCallback", statusCallback},
    //{"signature", signature} // The signature must be entered when the universal template for
Chinese mainland SMS is used.
};

r.Body = new FormUrlEncodedContent(body).ReadAsStringAsync().Result;
r.Headers.Add("Content-Type", "application/x-www-form-urlencoded");

HttpWebRequest req = signer.Sign(r);
Console.WriteLine(req.Headers.GetValues("x-sdk-date")[0]);
Console.WriteLine(string.Join(", ", req.Headers.GetValues("authorization")));
Console.WriteLine("body: " + r.Body);

// Do not verify the certificate.
ServicePointManager.ServerCertificateValidationCallback = (sender, certificate, chain,
sslPolicyErrors) => true;
try
{
    var writer = new StreamWriter(req.GetRequestStream());
    writer.Write(r.Body);
    writer.Flush();
    HttpResponseMessage resp = (HttpResponse)req.GetResponse();
    var reader = new StreamReader(resp.GetResponseStream());
    Console.WriteLine(reader.ReadToEnd());
}
catch (WebException e)
{
    HttpResponseMessage resp = (HttpResponse)e.Response;
    if (resp != null)
    {
        Console.WriteLine(((int)resp.StatusCode + " " + resp.StatusDescription));
        var reader = new StreamReader(resp.GetResponseStream());
        Console.WriteLine(reader.ReadToEnd());
    }
    else
    {
        Console.WriteLine(e.Message);
    }
}
}
}
}

```

## Example of Sending SMSs in Batches

Reference library: For Newtonsoft.Json 11.0.2 and later versions, visit <https://www.newtonsoft.com/json>.

```

using System;
using System.Net;
using System.IO;

```

```

using APIGATEWAY_SDK;
using System.Text;
using System.Collections;
using System.Collections.Generic;

using Newtonsoft.Json;

namespace DEMODiffSMS
{
    class Program
    {
        static void Main(string[] args)
        {
            ServicePointManager.SecurityProtocol = SecurityProtocolType.Tls12 | SecurityProtocolType.Tls11 |
            SecurityProtocolType.Tls;

            // Mandatory. The values here are example values only. Obtain the actual values based on
            Development Preparation.
            string apiAddress = "https://smsapi.cn-north-4.myhuaweicloud.com:443/sms/batchSendDiffSms/
            v1"; // Application access address (obtain it from the Application Management page on the console) and
            API access URI.
            // Hard-coded or plaintext appKey/appSecret is risky. For security, encrypt your appKey/appSecret
            and store them in the configuration file or environment variables.
            string appKey = "c8RWg3ggEcyd4D3p94bf3Y7x1lle"; // APP_Key
            string appSecret = "q4li87Bh*****80SfD7Al"; //APP_Secret
            string sender = "csms12345678"; // Channel number for Chinese mainland SMS signature or
            international SMS
            string templateId_1 = "8ff55eac1d0b478ab3c06c3c6a492300"; // Template ID 1
            string templateId_2 = "8ff55eac1d0b478ab3c06c3c6a492301"; // Template ID 2

            // Mandatory for Chinese mainland SMS. This parameter is valid and mandatory when Template
            Type corresponding to templateId is Universal template. The signature name must be approved and be
            the same type as the template.
            // This parameter is not required for international SMS.
            string signature_1 = "Huawei Cloud SMS test 1"; // Signature 1
            string signature_2 = "Huawei Cloud SMS test 2"; // Signature 2

            // Mandatory. Global number format (including the country code), for example, +86151****6789.
            Use commas (,) to separate multiple numbers.
            string[] receiver_1 = { "+86151****6781", "+86151****6783" }; // Recipient number of template 1
            string[] receiver_2 = { "+86151****6782", "+86151****6784" }; // Recipient number of template 2

            // Optional. Address for receiving SMS status reports. The domain name is recommended. If this
            parameter is set to an empty value or left unspecified, customers do not receive status reports.
            string statusCallBack = "https://your.server.com/rest/callback/statusReport";

            /*
            * Optional. If a non-variable template is used, assign an empty value to this parameter, for
            example, string[] templateParas = {};
            * Example of a single-variable template: If the template content is "Your verification code is ${1}",
            templateParas can be set to ["369751"].
            * Example of a dual-variable template: If the template content is "You have ${1} parcel delivered
            to ${2}", templateParas can be set to {"3", "main gate of People's Park"}.
            * Each variable in the template must be assigned a value, and the value cannot be empty.
            * To view more information, choose Service Overview > Template and Variable Specifications.
            */
            string[] templateParas_1 = {"123456"}; // Template 1 variable. The following uses a single-variable
            verification code SMS message as an example. The customer needs to generate a 6-digit verification code
            and define it as a character string to prevent the loss of first digits 0 (for example, 002569 is changed to
            2569).

            string[] templateParas_2 = {"234567"}; // Template 2 variable. The following uses a single-variable
            verification code SMS message as an example. The customer needs to generate a 6-digit verification code
            and define it as a character string to prevent the loss of first digits 0 (for example, 002569 is changed to
            2569).

            ArrayList smsContent = new ArrayList
            {
                // smsContent. If the signature name is not required, set signature to null.
                InitDiffSms(receiver_1, templateId_1, templateParas_1, signature_1),
            }
        }
    }
}

```

```

        InitDiffSms(receiver_2, templateId_2, templateParas_2, signature_2)
    };

    // Request body
    var body = new Dictionary<string, object>{
        {"from", sender},
        {"statusCallback", statusCallBack},
        {"smsContent", smsContent}
    };

    Signer signer = new Signer();
    signer.Key = appKey;
    signer.Secret = appSecret;

    HttpRequest r = new HttpRequest("POST", new Uri(apiAddress));
    r.body = JsonConvert.SerializeObject(body);
    r.headers.Add("Content-Type", "application/json");

    HttpWebRequest req = signer.Sign(r);
    Console.WriteLine(req.Headers.GetValues("x-sdk-date")[0]);
    Console.WriteLine(string.Join(" ", req.Headers.GetValues("authorization")));
    Console.WriteLine("body: " + r.body);

    // Do not verify the certificate.
    ServicePointManager.ServerCertificateValidationCallback = (sender, certificate, chain,
sslPolicyErrors) => true;
    try
    {
        var writer = new StreamWriter(req.GetRequestStream());
        writer.Write(r.body);
        writer.Flush();
        HttpResponseMessage resp = (HttpResponse)req.GetResponse();
        var reader = new StreamReader(resp.GetResponseStream());
        Console.WriteLine(reader.ReadToEnd());
    }
    catch (WebException e)
    {
        HttpResponseMessage resp = (HttpResponse)e.Response;
        if (resp != null)
        {
            Console.WriteLine((int)resp.StatusCode + " " + resp.StatusDescription);
            var reader = new StreamReader(resp.GetResponseStream());
            Console.WriteLine(reader.ReadToEnd());
        }
        else
        {
            Console.WriteLine(e.Message);
        }
    }
}

static Dictionary<string, object> InitDiffSms(string[] receiver, string templateId, string[] templateParas,
string signature)
{
    Dictionary<string, object> dic = new Dictionary<string, object>
    {
        {"to", receiver},
        {"templateId", templateId},
        {"templateParas", templateParas}
    };
    if (!signature.Equals(null) && signature.Length > 0)
    {
        dic.Add("signature", signature);
    }

    return dic;
}

```

```
}  
}
```

## Receiving Status Reports

```
using System;  
using System.Web;  
  
namespace msgsms_csharp_demo  
{  
    class Report  
    {  
        static void Main(string[] args)  
        {  
            //string success_body =  
            "sequence=1&total=1&updateTime=2018-10-31T08%3A43%3A41Z&source=2&smsMsgId=2ea20735-  
            f856-4376-afbf-570bd70a46ee_11840135&status=DELIVRD";  
            string failed_body =  
            "orgCode=E200027&sequence=1&total=1&updateTime=2018-10-31T08%3A43%3A41Z&source=2&smsMsgId  
            =2ea20735-f856-4376-afbf-570bd70a46ee_11840135&status=RTE_ERR";  
  
            //onSmsStatusReport(success_body);  
            onSmsStatusReport(failed_body);  
        }  
  
        /// <summary>  
        /// Parse the status report data.  
        /// </summary>  
        /// <param name="data">Status report data reported by the SMS platform</param>  
        static void onSmsStatusReport(string data)  
        {  
            var keyValues = HttpUtility.ParseQueryString(data); // Parse the status report data.  
  
            /**  
             * Example: Parsing status is used as an example.  
             *  
             * 'smsMsgId': Unique ID of an SMS  
             * 'total': Number of SMS segments  
             * 'sequence': Sequence number of an SMS after splitting  
             * 'source': Status report source  
             * 'updateTime': Resource update time  
             * 'status': Enumeration values of the status report  
             * 'orgCode': Status code  
             */  
            string status = keyValues.Get("status"); // Enumerated values of the status report  
            // Check whether the SMS is successfully sent based on the value of status.  
            if ("DELIVRD".Equals(status.ToUpper()))  
            {  
                Console.WriteLine("Send sms success. smsMsgId: " + keyValues.Get("smsMsgId"));  
            }  
            else  
            {  
                // The SMS fails to be sent. The values of status and orgCode are recorded.  
                Console.WriteLine("Send sms failed. smsMsgId: " + keyValues.Get("smsMsgId"));  
                Console.WriteLine("Failed status: " + status);  
                Console.WriteLine("Failed orgCode: " + keyValues.Get("orgCode"));  
            }  
        }  
    }  
}
```

### 3.1.5 Node.js

Example	<a href="#">Example of Sending SMSs, Example of Sending SMSs in Batches, Receiving Status Reports</a>
---------	---

<b>Environment</b>	Install the Node.js plug-in (bundled 211.7628.21) on IntelliJ IDEA (2021.1.3 version).
--------------------	--

### NOTICE

- Sending SMSs shows an example of sending group SMSs with a single template. Sending SMSs in batches shows an example of sending group SMSs with multiple templates.
- The examples described in this document may involve the use of personal data. You are advised to comply with relevant laws and regulations and take measures to ensure that personal data is fully protected.
- The examples described in this document are for demonstration purposes only. Commercial use of the examples is prohibited.
- Information in this document is for your reference only. It does not constitute any offer or commitment.

Download required SDKs and demos for [JavaScript](#). Replace the content of the `node_demo.js` file with the following code example.

## Example of Sending SMSs

```
var signer = require('./signer');
var https = require("https");
var url = require('url'); // Introduce the URL module.
var querystring = require('querystring'); // Introduce the querystring module.

// Mandatory. The values here are example values only. Obtain the actual values based on "Development Preparation".
var realUrl = 'https://smsapi.ap-southeast-1.myhuaweicloud.com:443/sms/batchSendSms/v1'; // Application access address (obtain it from the Application Management page on the console) and API access URI.
// Hard-coded or plaintext appKey/appSecret is risky. For security, encrypt your appKey/appSecret and store them in the configuration file or environment variables.
var appKey = 'c8RWg3ggEcyd4D3p94bf3Y7x1lle';
var appSecret = 'q4li87Bh*****80SfD7Al';
var sender = 'csms12345678'; // Channel number for Chinese mainland SMS or international SMS
var templateId = '8ff55eac1d0b478ab3c06c3c6a492300'; // Template ID

// Mandatory for Chinese mainland SMS. This parameter is valid and mandatory when Template Type corresponding to templateId is Universal template. The signature name must be approved and be the same type as the template.
// This parameter is not required for international SMS.
var signature = "Huawei Cloud SMS test"; // Signature

// Mandatory. Global number format (including the country code), for example, +86151****6789. Use commas (,) to separate multiple numbers.
var receiver = '+86151****6789,+86152****7890'; // Recipient numbers

// Optional. Address for receiving SMS status reports. The domain name is recommended. If this parameter is set to an empty value or left unspecified, customers do not receive status reports.
var statusCallBack = "";

/**
 * Optional. If a non-variable template is used, assign an empty value to this parameter, for example, var templateParas = "";
 * Example of a single-variable template: If the template content is "Your verification code is ${NUM_6}", templateParas can be set to '['369751']'.
 * Example of a dual-variable template: If the template content is "You have ${NUM_2} delivered to ${TXT_20}", templateParas can be set to '['3',"main gate of People's Park"]'.
 */
```

```

* Each variable in the template must be assigned a value, and the value cannot be empty.
* To view more information, choose Service Overview > Template and Variable Specifications.
*/
var templateParas = '['+369751+']; // Template variable. The following uses a single-variable verification
code SMS message as an example. The customer needs to generate a 6-digit verification code and define it
as a character string to prevent the loss of first digits 0 (for example, 002569 is changed to 2569).

var urlobj = url.parse(realUrl); // Parse the realUrl character string and return a URL object.

var sig = new signer.Signer();
sig.Key = appKey;
sig.Secret = appSecret;

var r = new signer.HttpRequest("POST", realUrl);
r.headers = {"Content-Type": "application/x-www-form-urlencoded"};
r.body = buildRequestBody(sender, receiver, templateId, templateParas, statusCallBack, signature);

var opt = sig.Sign(r);
opt.hostname=urlobj.hostname
opt.port=urlobj.port
console.log(opt)

var req = https.request(opt, function (res) {
    console.log(res.statusCode);
    console.log('headers:', JSON.stringify(res.headers));
    res.on("data", function (chunk) {
        console.log(chunk.toString())
    })
});

req.on("error", function (err) {
    console.log(err.message)
});
req.write(r.body);
req.end();

function buildRequestBody(sender, receiver, templateId, templateParas, statusCallBack, signature){
    if (null !== signature && signature.length > 0) {
        return querystring.stringify({
            'from': sender,
            'to': receiver,
            'templateId': templateId,
            'templateParas': templateParas,
            'statusCallBack': statusCallBack,
            'signature': signature
        });
    }

    return querystring.stringify({
        'from': sender,
        'to': receiver,
        'templateId': templateId,
        'templateParas': templateParas,
        'statusCallBack': statusCallBack
    });
}

```

## Example of Sending SMSs in Batches

```

var signer = require('./signer');
var https = require("https");
var url = require('url'); // Introduce the URL module.

// Mandatory. The values here are example values only. Obtain the actual values based on Development
Preparation.
var realUrl = 'https://smsapi.ap-southeast-1.myhuaweicloud.com:443/sms/batchSendDiffSms/v1'; //
Application access address and API access URI
// Hard-coded or plaintext appKey/appSecret is risky. For security, encrypt your appKey/appSecret and store

```

```

them in the configuration file or environment variables.
var appKey = 'c8RWg3ggEcyd4D3p94bf3Y7x1lle'; // Application Key
var appSecret = 'q4li87Bh*****80SfD7Al'; //Application Secret
var sender = 'csms12345678'; // Channel number for Chinese mainland SMS or international SMS
var templated1 = '8ff55eac1d0b478ab3c06c3c6a492300'; // Template ID 1
var templated2 = '8ff55eac1d0b478ab3c06c3c6a492300'; // Template ID 2

// Mandatory for Chinese mainland SMS. This parameter is valid and mandatory when Template Type
corresponding to templated is Universal template. The signature name must be approved and be the
same type as the template.
// This parameter is not required for international SMS.
var signature1 = "Huawei Cloud SMS test"; // Signature 1
var signature2 = "Huawei Cloud SMS test"; // Signature 2

// Mandatory. Global number format (including the country code), for example, +8615123456789. Use
commas (,) to separate multiple numbers.
var receiver1 = ['+8615123456789','+8615234567890']; // Recipient number of template 1
var receiver2 = ['+8615123456789','+8615234567890']; // Recipient number of template 2

// Optional. Address for receiving SMS status reports. The domain name is recommended. If this parameter
is set to an empty value or left unspecified, customers do not receive status reports.
var statusCallBack = "";

/**
 * Optional. If a non-variable template is used, assign an empty value to this parameter, for example, var
templateParas = [];
 * Example of a single-variable template: If the template content is "Your verification code is ${NUM_6}",
templateParas can be set to ['369751'].
 * Example of a dual-variable template: If the template content is "You have ${NUM_2} parcels delivered to
${TXT_20}", templateParas can be set to ['3','main gate of People's Park'].
 * To view more information, choose Service Overview > Template and Variable Specifications.
 */
var templateParas1 = ['123456']; // Template 1 variable. The following uses a single-variable verification
code SMS message as an example. The customer needs to generate a 6-digit verification code and define it
as a character string to prevent the loss of first digits 0 (for example, 002569 is changed to 2569).
var templateParas2 = ['234567']; // Template 2 variable. The following uses a single-variable verification
code SMS message as an example. The customer needs to generate a 6-digit verification code and define it
as a character string to prevent the loss of first digits 0 (for example, 002569 is changed to 2569).

/**
 * Construct the value of smsContent.
 *
 * @param receiver from
 * @param templated to
 * @param templateParas template params value
 * @param signature | Signature name, which must be specified when the universal template for Chinese
mainland SMS is used.
 * @returns
 */
function initDiffSms(receiver, templated, templateParas, signature){
    if (null !== signature && signature.length > 0) {
        return {'to': receiver, 'templated': templated, 'templateParas': templateParas, 'signature': signature};
    }
    return {'to': receiver, 'templated': templated, 'templateParas': templateParas};
}

var body = JSON.stringify ({ // Request body
    'from': sender,
    'statusCallback': statusCallBack,
    'smsContent': [
        // smsContent. If the signature name is not required, set signature to null.
        initDiffSms(receiver1, templated1, templateParas1, signature1),
        initDiffSms(receiver2, templated2, templateParas2, signature2)
    ]
});

var urlObj = url.parse(realUrl); // Parse the realUrl character string and return a URL object.

```

```

var sig = new signer.Signer();
sig.Key = appKey;
sig.Secret = appSecret;

var r = new signer.HttpRequest("POST", realUrl);
r.headers = {"Content-Type": "application/json"};
r.body = body;

var opt = sig.Sign(r);
opt.hostname=urlobj.hostname
opt.port=urlobj.port
console.log(opt)

var req = https.request(opt, function (res) {
  console.log(res.statusCode);
  console.log('headers:', JSON.stringify(res.headers));
  res.on("data", function (chunk) {
    console.log(chunk.toString())
  })
});

req.on("error", function (err) {
  console.log(err.message)
});
req.write(r.body);
req.end();

```

## Receiving Status Reports

```

/*jshint esversion: 6 */

// Data example (urlencode) of the status report reported by the SMS platform
//var success_body =
"sequence=1&total=1&updateTime=2018-10-31T08%3A43%3A41Z&source=2&smsMsgId=2ea20735-
f856-4376-afbf-570bd70a46ee_11840135&status=DELIVRD";
var failed_body =
"orgCode=E200027&sequence=1&total=1&updateTime=2018-10-31T08%3A43%3A41Z&source=2&smsMsgId
=2ea20735-f856-4376-afbf-570bd70a46ee_11840135&status=RTE_ERR";

/**
 * Parse the status report data.
 *
 * @param data: Status report data reported by the SMS platform.
 * @returns
 */
function onSmsStatusReport(data) {
  var querystring = require('querystring');
  var keyValues = querystring.parse(data); // Parse the status report data.

  /**
   * Example: Parsing status is used as an example.
   *
   * 'smsMsgId': Unique ID of an SMS
   * 'total': Number of SMS segments
   * 'sequence': Sequence number of an SMS after splitting
   * 'source': Status report source
   * 'updateTime': Resource update time
   * 'status': Enumeration values of the status report
   * 'orgCode': Status code
   */
  var status = keyValues.status; // Enumerated values of the status report
  // Check whether the SMS is successfully sent based on the value of status.
  if ('DELIVRD' === status.toUpperCase()) {
    console.log('Send sms success. smsMsgId: ', keyValues.smsMsgId);
  } else {
    // The SMS fails to be sent. The values of status and orgCode are recorded.
    console.log('Send sms failed. smsMsgId: ', keyValues.smsMsgId);
    console.log('Failed status: ', status);
    console.log('Failed orgCode: ', keyValues.orgCode);
  }
}

```

```

    }
}

// onSmsStatusReport(success_body);
onSmsStatusReport(failed_body);

```

### 3.1.6 Go

<b>Example</b>	<a href="#">Example of Sending SMSs, Example of Sending SMSs in Batches</a> <a href="#">Receiving Status Reports</a>
<b>Environment</b>	<b>go1.17.1.</b> Install the Go 211.7628.1 plug-in on IntelliJ IDEA (2021.1.3 version).

#### NOTICE

- Sending SMSs shows an example of sending group SMSs with a single template. Sending SMSs in batches shows an example of sending group SMSs with multiple templates.
- The examples described in this document may involve the use of personal data. You are advised to comply with relevant laws and regulations and take measures to ensure that personal data is fully protected.
- The examples described in this document are for demonstration purposes only. Commercial use of the examples is prohibited.
- Information in this document is for your reference only. It does not constitute any offer or commitment.

Download required SDKs and demos for [Go](#). Replace the content of the **demo.go** file with the following code example.

Modify the content of the **go.mod** file at the first layer as follows:

```

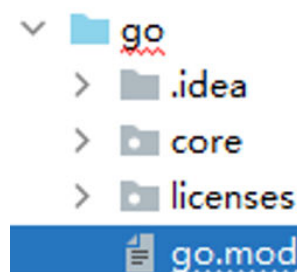
module huaweicloud.com/apig/go/signer

require huaweicloud.com/apig/signer v0.0.0

replace huaweicloud.com/apig/signer v0.0.0 => ./core

go 1.12

```



### Example of Sending SMSs

```

package main

```

```

import (
    "bytes"
    "crypto/tls"
    "fmt"
    core "huaweicloud.com/apig/signer"
    "io/ioutil"
    "net/http"
    "net/url"
)

func main() {
    // Mandatory. The values here are example values only. Obtain the actual values based on Development Preparation.
    appInfo := core.Signer{
        // Hard-coded or plaintext appKey/appSecret is risky. For security, encrypt your appKey/appSecret and store them in the configuration file or environment variables.
        Key: "c8RWg3ggEcyd4D3p94bf3Y7x1lle", // App Key
        Secret: "q4li87Bh*****80SfD7Al", //App Secret
    }
    apiAddress := "https://smsapi.ap-southeast-1.myhuaweicloud.com:443/sms/batchSendSms/v1" // Application access address (obtain it from the Application Management page on the console) and API access URI.
    sender := "csms12345678" // Channel number for Chinese mainland SMS or international SMS
    templateId := "8ff55eac1d0b478ab3c06c3c6a492300" // Template ID

    // Mandatory for Chinese mainland SMS. This parameter is valid and mandatory when Template Type corresponding to templateId is Universal template. The signature name must be approved and be the same type as the template.
    // This parameter is not required for international SMS.
    signature := "Huawei Cloud SMS test" // Signature

    // Mandatory. Global number format (including the country code), for example, +86151****6789. Use commas (,) to separate multiple numbers.
    receiver := "+86151****6789" // Recipient numbers

    // Optional. Address for receiving SMS status reports. The domain name is recommended. If this parameter is set to an empty value or left unspecified, customers do not receive status reports.
    statusCallBack := ""

    /*
    * Optional. If a non-variable template is used, assign an empty value to this parameter, for example, string templateParas = "";
    * Example of a single-variable template: If the template content is "Your verification code is ${NUM_6}", templateParas can be set to ["369751"].
    * Example of a dual-variable template: If the template content is "You have ${NUM_2} delivered to ${TXT_20}", templateParas can be set to ["3","main gate of People's Park"].
    * To view more information, choose Service Overview > Template and Variable Specifications.
    */
    templateParas := ["369751"] // Template variable. The following uses a single-variable verification code SMS message as an example. The customer needs to generate a 6-digit verification code and define it as a character string to prevent the loss of first digits 0 (for example, 002569 is changed to 2569).

    body := buildRequestBody(sender, receiver, templateId, templateParas, statusCallBack, signature)
    resp, err := post(apiAddress, []byte(body), appInfo)

    if err != nil {
        return
    }
    fmt.Println(resp)
}

/**
* sender, receiver, and templateId cannot be empty.
*/
func buildRequestBody(sender, receiver, templateId, templateParas, statusCallBack, signature string) string {
    param := "from=" + url.QueryEscape(sender) + "&to=" + url.QueryEscape(receiver) + "&templateId=" + url.QueryEscape(templateId)
    if templateParas != "" {

```

```
    param += "&templateParas=" + url.QueryEscape(templateParas)
  }
  if statusCallBack != "" {
    param += "&statusCallback=" + url.QueryEscape(statusCallBack)
  }
  if signature != "" {
    param += "&signature=" + url.QueryEscape(signature)
  }
  return param
}

func post(url string, param []byte, appInfo core.Signer) (string, error) {
  if param == nil || appInfo == (core.Signer{}) {
    return "", nil
  }

  // In the code example, certificate verification is disabled. You need to enable certificate verification in the
  // commercial environment.
  tr := &http.Transport{
    TLSClientConfig: &tls.Config{InsecureSkipVerify: true},
  }
  client := &http.Client{Transport: tr}

  req, err := http.NewRequest("POST", url, bytes.NewBuffer(param))
  if err != nil {
    return "", err
  }

  // Add the content format to the request. The header is fixed.
  req.Header.Add("Content-Type", "application/x-www-form-urlencoded")
  // Sign the request using the HMAC algorithm and add the signing result to the Authorization header.
  appInfo.Sign(req)

  fmt.Println(req.Header)
  // Send an SMS request.
  resp, err := client.Do(req)
  if err != nil {
    fmt.Println(err)
  }

  // Response to obtaining the SMS message
  defer resp.Body.Close()
  body, err := ioutil.ReadAll(resp.Body)
  if err != nil {
    return "", err
  }
  return string(body), nil
}
```

## Example of Sending SMSs in Batches

```
package main

import (
  "bytes"
  "crypto/tls"
  "encoding/json"
  "fmt"
  core "huaweicloud.com/apig/signer"
  "io/ioutil"
  "net/http"
)

func main() {
  // Mandatory. The values here are example values only. Obtain the actual values based on
  // Development Preparation.
  apiAddress := "https://smsapi.ap-southeast-1.myhuaweicloud.com:443/sms/batchSendDiffSms/v1" //
  // Application access address (obtain it from the Application Management page on the console) and API
  // access URI.
}
```

```
// Hard-coded or plaintext appKey/appSecret is risky. For security, encrypt your appKey/appSecret and
store them in the configuration file or environment variables.
appKey := "c8RWg3ggEcyd4D3p94bf3Y7x1lle" // APP_Key
appSecret := "q4li87Bh*****80SfD7Al" //APP_Secret
sender := "csms12345678" // Channel number for Chinese
mainland SMS or international SMS
templated1 := "8ff55eac1d0b478ab3c06c3c6a492300" // Template ID1
templated2 := "8ff55eac1d0b478ab3c06c3c6a492300" // Template ID 2

// Mandatory for Chinese mainland SMS. This parameter is valid and mandatory when Template Type
corresponding to templated is Universal template. The signature name must be approved and be the
same type as the template.
// This parameter is not required for international SMS.
signature1 := "Huawei Cloud SMS test" // Signature 1
signature2 := "Huawei Cloud SMS test" // Signature 2

// Mandatory. Global number format (including the country code), for example, +8615123456789. Use
commas (,) to separate multiple numbers.
receiver1 := []string{"+86151****6789", "+86152****7890"} // Recipient number of template 1
receiver2 := []string{"+86151****6789", "+86152****7890"} // Recipient number of template 2

// Optional. Address for receiving SMS status reports. The domain name is recommended. If this
parameter is set to an empty value or left unspecified, customers do not receive status reports.
statusCallBack := ""

/**
 * Optional. If a non-variable template is used, assign an empty value to this parameter, for example,
templateParas := []string{}.
 * Example of a single-variable template: If the template content is "Your verification code is ${NUM_6}",
templateParas can be set to []string{"369751"}.
 * Example of a dual-variable template: If the template content is "You have ${NUM_2} delivered to $
{TXT_20}", templateParas can be set to []string{"3", "main gate of People's Park"}.
 * `${DATE}``${TIME}` cannot be empty. You can use spaces or dots (.) to replace the empty value of $
{TXT_20} and use 0 to replace the empty value of `${NUM_6}.
 * To view more information, choose Service Overview > Template and Variable Specifications.
 */
templateParas1 := []string{"123456"} // Template 1 variable. The following uses a single-variable
verification code SMS message as an example. The customer needs to generate a 6-digit verification code
and define it as a character string to prevent the loss of first digits 0 (for example, 002569 is changed to
2569).
templateParas2 := []string{"234567"} // Template 2 variable. The following uses a single-variable
verification code SMS message as an example. The customer needs to generate a 6-digit verification code
and define it as a character string to prevent the loss of first digits 0 (for example, 002569 is changed to
2569).

item1 := initDiffSms(receiver1, templated1, templateParas1, signature1)
item2 := initDiffSms(receiver2, templated2, templateParas2, signature2)

item := []map[string]interface{}{item1, item2}
body := buildRequestBody(sender, item, statusCallBack)

appInfo := core.Signer{
    Key: appKey, // App Key
    Secret: appSecret, // App Secret
}
resp, err := post(apiAddress, []byte(body), appInfo)
if err != nil {
    return
}
fmt.Println(resp)
}

func buildRequestBody(sender string, item []map[string]interface{}, statusCallBack string) []byte {
    body := make(map[string]interface{})
    body["smsContent"] = item
    body["from"] = sender
    if statusCallBack != "" {
        body["statusCallback"] = statusCallBack
    }
}
```

```

res, _ := json.Marshal(body)
return res
}

func initDiffSms(receiver []string, templateId string, templateParas []string, signature string)
map[string]interface{} {
    diffSms := make(map[string]interface{})
    diffSms["to"] = receiver
    diffSms["templateId"] = templateId
    if templateParas != nil && len(templateParas) > 0 {
        diffSms["templateParas"] = templateParas
    }
    if signature != "" {
        diffSms["signature"] = signature
    }
    return diffSms
}

func post(url string, param []byte, appInfo core.Signer) (string, error) {
    if param == nil || appInfo == (core.Signer{}) {
        return "", nil
    }

    // In the code example, certificate verification is disabled. You need to enable certificate verification in the
    // commercial environment.
    tr := &http.Transport{
        TLSClientConfig: &tls.Config{InsecureSkipVerify: true},
    }
    client := &http.Client{Transport: tr}

    req, err := http.NewRequest("POST", url, bytes.NewBuffer(param))
    if err != nil {
        return "", err
    }

    // Add the content format to the request. The header is fixed.
    req.Header.Add("Content-Type", "application/json")
    // Sign the request using the HMAC algorithm and add the signature to the Authorization header.
    appInfo.Sign(req)

    fmt.Println(req.Header)
    // Send an SMS request.
    resp, err := client.Do(req)
    if err != nil {
        fmt.Println(err)
    }

    // Receive the SMS response.
    defer resp.Body.Close()
    body, err := ioutil.ReadAll(resp.Body)
    if err != nil {
        return "", err
    }
    return string(body), nil
}

```

## Receiving Status Reports

```

package main

import (
    "fmt"
    "net/url"
    "strings"
)

func main() {
    // Data example (urlencode) of the status report reported by the SMS platform
    //success_body :=

```

```

"sequence=1&total=1&updateTime=2018-10-31T08%3A43%3A41Z&source=2&smsMsgId=2ea20735-
f856-4376-afbf-570bd70a46ee_11840135&status=DELIVRD";
    failed_body :=
"orgCode=E200027&sequence=1&total=1&updateTime=2018-10-31T08%3A43%3A41Z&source=2&smsMsgId
=2ea20735-f856-4376-afbf-570bd70a46ee_11840135&status=RTE_ERR";
    //onSmsStatusReport(success_body);
    onSmsStatusReport(failed_body);
}

func onSmsStatusReport(data string) {
    ss, _ := url.QueryUnescape(data)
    params := strings.Split(ss, "&")
    keyValues := make(map[string]string)
    for i := range params {
        temp := strings.Split(params[i], "=")
        keyValues[temp[0]] = temp[1];
    }
    /**
     * Example: Parsing status is used as an example.
     *
     * 'smsMsgId': Unique ID of an SMS
     * 'total': Number of SMS segments
     * 'sequence': Sequence number of an SMS after splitting
     * 'source': Status report source
     * 'updateTime': Resource update time
     * 'status': Enumeration values of the status report
     * 'orgCode': Status code
     */
    status := keyValues["status"];
    if status == "DELIVRD" {
        fmt.Println("Send sms success. smsMsgId: " + keyValues["smsMsgId"])
    } else {
        fmt.Println("Send sms failed. smsMsgId: " + keyValues["smsMsgId"])
        fmt.Println("Failed status: " + keyValues["status"])
        fmt.Println("Failed orgCode: " + keyValues["orgCode"])
    }
}
}

```

## 3.2 X-WSSE Authentication

### 3.2.1 Java

<b>Example</b>	<a href="#">Sending SMSs</a> <a href="#">Sending SMSs in Batches</a> <a href="#">Receiving Status Reports</a>
<b>Environment</b>	JDK 1.6 or later

**NOTICE**

- Sending SMSs shows an example of sending group SMSs with a single template. Sending SMSs in batches shows an example of sending group SMSs with multiple templates.
- The examples described in this document may involve the use of personal data. You are advised to comply with relevant laws and regulations and take measures to ensure that personal data is fully protected.
- The examples described in this document are for demonstration purposes only. Commercial use of the examples is prohibited.
- Information in this document is for your reference only. It does not constitute any offer or commitment.

## Sending SMSs

```
import java.io.BufferedReader;
import java.io.InputStream;
import java.io.InputStreamReader;
import java.io.OutputStreamWriter;
import java.io.UnsupportedEncodingException;
import java.io.Writer;
import java.net.URL;
import java.net.URLEncoder;
import java.security.MessageDigest;
import java.security.NoSuchAlgorithmException;
import java.security.cert.CertificateException;
import java.security.cert.X509Certificate;
import java.text.SimpleDateFormat;
// If the JDK version is 1.8, use the native Base64 class.
import java.util.Base64;
import java.util.Date;
import java.util.HashMap;
import java.util.Map;
import java.util.UUID;

import javax.net.ssl.HostnameVerifier;
import javax.net.ssl.HttpsURLConnection;
import javax.net.ssl.SSLContext;
import javax.net.ssl.SSLSession;
import javax.net.ssl.TrustManager;
import javax.net.ssl.X509TrustManager;

// If the JDK version is earlier than 1.8, use a third-party library to provide the Base64 class.
//import org.apache.commons.codec.binary.Base64;

public class SendSms {

    // This parameter does not need to be modified. It is used to format the Authentication header field and
    // assign a value to the X-WSSE parameter.
    private static final String WSSE_HEADER_FORMAT = "UsernameToken Username=\"%s\",PasswordDigest=
    \"%s\",Nonce=\"%s\",Created=\"%s\"";
    // This parameter does not need to be modified. It is used to format the Authentication header field and
    // assign a value to the Authorization parameter.
    private static final String AUTH_HEADER_VALUE = "WSSE realm=\"%SDP\",profile=\"UsernameToken
    \",type=\"Appkey\"";

    public static void main(String[] args) throws Exception {

        // Mandatory. The values here are example values only. Obtain the values based on Development
        Preparation.
        String url = "https://smsapi.ap-southeast-1.myhuaweicloud.com:443/sms/batchSendSms/v1"; //
        Application access address and API access URI
        // Hard-coded or plaintext appKey/appSecret is risky. For security, encrypt your appKey/appSecret and
```

```

store them in the configuration file or environment variables.
String appKey = "c8RWg3ggEcyd4D3p94bf3Y7x1lle"; //Application Key
String appSecret = "q4li87Bh*****80SfD7Al"; //Application Secret
String sender = "csms12345678"; // Channel number for Chinese mainland SMS or international SMS
String templateId = "8ff55eac1d0b478ab3c06c3c6a492300"; // Template ID

// Mandatory for Chinese mainland SMS. This parameter is valid and mandatory when Template Type
corresponding to templateId is Universal template. The signature name must be approved and be the
same type as the template.
// This parameter is not required for international SMS.
String signature = "Huawei Cloud SMS test"; // Signature

// Mandatory. Global number format (including the country code), for example, +8615123456789. Use
commas (,) to separate multiple numbers.
String receiver = "+8615123456789,+8615234567890"; // Recipient numbers

// Optional. Address for receiving SMS status reports. The domain name is recommended. If this
parameter is set to an empty value or left unspecified, customers do not receive status reports.
String statusCallBack = "";

/**
 * Optional. If a non-variable template is used, assign an empty value to this parameter, for example,
String templateParas = "";
 * Example of a single-variable template: If the template content is "Your verification code is $
{NUM_6}", templateParas can be set to "[\"369751\"]".
 * Example of a dual-variable template: If the template content is "You have ${NUM_2} delivered to $
{TXT_20}", templateParas can be set to "[\"3\", \"main gate of People's Park\"]".
 * For details, see Template and Variable Specifications.
 */
String templateParas = "[\"369751\"]"; // Template variable. The following uses a single-variable
verification code SMS message as an example. The customer needs to generate a 6-digit verification code
and define it as a character string to prevent the loss of first digits 0 (for example, 002569 is changed to
2569).

// Request body. If the signature name is not required, set signature to null.
String body = buildRequestBody(sender, receiver, templateId, templateParas, statusCallBack, signature);
if (null == body || body.isEmpty()) {
    System.out.println("body is null.");
    return;
}

// The value of X-Wsse in the request headers is as follows:
String wsseHeader = buildWsseHeader(appKey, appSecret);
if (null == wsseHeader || wsseHeader.isEmpty()) {
    System.out.println("wsse header is null.");
    return;
}

Writer out = null;
BufferedReader in = null;
StringBuffer result = new StringBuffer();
URLConnection connection = null;
InputStream is = null;

// Ignore the certificate trust issues to prevent API calling failures caused by HTTPS certificate
authentication failures.
HostnameVerifier hv = new HostnameVerifier() {

    @Override
    public boolean verify(String hostname, SSLSession session) {
        return true;
    }
};
trustAllHttpsCertificates();

try {
    URL realUrl = new URL(url);
    connection = (URLConnection) realUrl.openConnection();

```

```

connection.setHostnameVerifier(hv);
connection.setDoOutput(true);
connection.setDoInput(true);
connection.setUseCaches(true);
// Request method
connection.setRequestMethod("POST");
// Parameters in the request headers
connection.setRequestProperty("Content-Type", "application/x-www-form-urlencoded");
connection.setRequestProperty("Authorization", AUTH_HEADER_VALUE);
connection.setRequestProperty("X-WSSE", wsseHeader);

connection.connect();
out = new OutputStreamWriter(connection.getOutputStream());
out.write(body); // Parameters in the request body
out.flush();
out.close();

int status = connection.getResponseCode();
if (200 == status) { //200
    is = connection.getInputStream();
} else { //400/401
    is = connection.getErrorStream();
}
in = new BufferedReader(new InputStreamReader(is, "UTF-8"));
String line = "";
while ((line = in.readLine()) != null) {
    result.append(line);
}
System.out.println(result.toString()); // Record the response entity.
} catch (Exception e) {
    e.printStackTrace();
} finally {
    try {
        if (null != out) {
            out.close();
        }
        if (null != is) {
            is.close();
        }
        if (null != in) {
            in.close();
        }
    } catch (Exception e) {
        e.printStackTrace();
    }
}
}

/**
 * Construct the request body.
 * @param sender
 * @param receiver
 * @param templateId
 * @param templateParas
 * @param statusCallBack
 * @param signature | Signature name, which must be specified when the universal template for Chinese
mainland SMS is used.
 * @return
 */
static String buildRequestBody(String sender, String receiver, String templateId, String templateParas,
    String statusCallBack, String signature) {
    if (null == sender || null == receiver || null == templateId || sender.isEmpty() || receiver.isEmpty()
        || templateId.isEmpty()) {
        System.out.println("buildRequestBody(): sender, receiver or templateId is null.");
        return null;
    }
    Map<String, String> map = new HashMap<String, String>();
    map.put("from", sender);

```

```

map.put("to", receiver);
map.put("templateId", templateId);
if (null != templateParas && !templateParas.isEmpty()) {
    map.put("templateParas", templateParas);
}
if (null != statusCallBack && !statusCallBack.isEmpty()) {
    map.put("statusCallback", statusCallBack);
}
if (null != signature && !signature.isEmpty()) {
    map.put("signature", signature);
}

StringBuilder sb = new StringBuilder();
String temp = "";

for (String s : map.keySet()) {
    try {
        temp = URLEncoder.encode(map.get(s), "UTF-8");
    } catch (UnsupportedEncodingException e) {
        e.printStackTrace();
    }
    sb.append(s).append("=").append(temp).append("&");
}

return sb.deleteCharAt(sb.length()-1).toString();
}

/**
 * Construct the value of X-WSSE.
 * @param appKey
 * @param appSecret
 * @return
 */
static String buildWsseHeader(String appKey, String appSecret) {
    if (null == appKey || null == appSecret || appKey.isEmpty() || appSecret.isEmpty()) {
        System.out.println("buildWsseHeader(): appKey or appSecret is null.");
        return null;
    }
    SimpleDateFormat sdf = new SimpleDateFormat("yyyy-MM-dd'T'HH:mm:ss'Z'");
    String time = sdf.format(new Date()); //Created
    String nonce = UUID.randomUUID().toString().replace("-", ""); //Nonce

    MessageDigest md;
    byte[] passwordDigest = null;

    try {
        md = MessageDigest.getInstance("SHA-256");
        md.update((nonce + time + appSecret).getBytes());
        passwordDigest = md.digest();
    } catch (NoSuchAlgorithmException e) {
        e.printStackTrace();
    }

    // If the JDK version is 1.8, load the native Base64 class and use the following code:
    String passwordDigestBase64Str = Base64.getEncoder().encodeToString(passwordDigest); //
    PasswordDigest
    // If the JDK version is earlier than 1.8, load a third-party library to provide the Base64 class and use
    the following code:
    //String passwordDigestBase64Str = Base64.encodeBase64String(passwordDigest); //PasswordDigest
    // If passwordDigestBase64Str contains newline characters, run the following code:
    //passwordDigestBase64Str = passwordDigestBase64Str.replaceAll("[\\s*\t\n\r]", "");
    return String.format(WSSE_HEADER_FORMAT, appKey, passwordDigestBase64Str, nonce, time);
}

/**
 * Ignore the certificate trust issues.
 * @throws Exception
 */
static void trustAllHttpsCertificates() throws Exception {

```

```
TrustManager[] trustAllCerts = new TrustManager[] {
    new X509TrustManager() {
        public void checkClientTrusted(X509Certificate[] chain, String authType) throws
CertificateException {
            return;
        }
        public void checkServerTrusted(X509Certificate[] chain, String authType) throws
CertificateException {
            return;
        }
        public X509Certificate[] getAcceptedIssuers() {
            return null;
        }
    }
};
SSLContext sc = SSLContext.getInstance("SSL");
sc.init(null, trustAllCerts, null);
HttpsURLConnection.setDefaultSSLSocketFactory(sc.getSocketFactory());
}
```

## Sending SMSs in Batches

```
import java.io.BufferedReader;
import java.io.InputStream;
import java.io.InputStreamReader;
import java.io.OutputStreamWriter;
import java.io.Writer;
import java.net.URL;
import java.security.MessageDigest;
import java.security.NoSuchAlgorithmException;
import java.security.cert.CertificateException;
import java.security.cert.X509Certificate;
import java.text.SimpleDateFormat;
import java.util.ArrayList;
// If the JDK version is 1.8, use the native Base64 class.
import java.util.Base64;
import java.util.Date;
import java.util.HashMap;
import java.util.List;
import java.util.Map;
import java.util.UUID;

import javax.net.ssl.HostnameVerifier;
import javax.net.ssl.HttpURLConnection;
import javax.net.ssl.SSLContext;
import javax.net.ssl.SSLSession;
import javax.net.ssl.TrustManager;
import javax.net.ssl.X509TrustManager;

// If the JDK version is earlier than 1.8, use a third-party library to provide the Base64 class.
//import org.apache.commons.codec.binary.Base64;
import org.json.JSONArray;
import org.json.JSONObject;

public class SendDiffSms {

    // This parameter does not need to be modified. It is used to format the Authentication header field and
    assign a value to the X-WSSE parameter.
    private static final String WSSE_HEADER_FORMAT = "UsernameToken Username=\"%s\",PasswordDigest=
\"%s\",Nonce=\"%s\",Created=\"%s\"";
    // This parameter does not need to be modified. It is used to format the Authentication header field and
    assign a value to the Authorization parameter.
    private static final String AUTH_HEADER_VALUE = "WSSE realm=\"SDP\",profile=\"UsernameToken
\",type=\"Appkey\"";

    public static void main(String[] args) throws Exception {

        // Mandatory. The values here are example values only. Obtain the values based on Development
```

**Preparation.**

```
String url = "https://smsapi.ap-southeast-1.myhuaweicloud.com:443/sms/batchSendDiffSms/v1"; //
Application access address and API access URI
// Hard-coded or plaintext appKey/appSecret is risky. For security, encrypt your appKey/appSecret and
store them in the configuration file or environment variables.
String appKey = "c8RWg3ggEcyd4D3p94bf3Y7x1lle"; //Application Key
String appSecret = "q4li87Bh*****80SfD7Al"; //Application Secret
String sender = "csms12345678"; // Channel number for Chinese mainland SMS or international SMS
String templateId1 = "8ff55eac1d0b478ab3c06c3c6a492300"; // Template ID 1
String templateId2 = "8ff55eac1d0b478ab3c06c3c6a492300"; // Template ID 2

// Mandatory for Chinese mainland SMS. This parameter is valid and mandatory when Template Type
corresponding to templateId is Universal template. The signature name must be approved and be the
same type as the template.
// This parameter is not required for international SMS.
String signature1 = "Huawei Cloud SMS test"; // Signature 1
String signature2 = "Huawei Cloud SMS test"; // Signature 2

// Mandatory. Global number format (including the country code), for example, +8615123456789. Use
commas (,) to separate multiple numbers.
String[] receiver1 = {"+8615123456789", "+8615234567890"}; // Recipient number of template 1
String[] receiver2 = {"+8615123456789", "+8615234567890"}; // Recipient number of template 2

// Optional. Address for receiving SMS status reports. The domain name is recommended. If this
parameter is set to an empty value or left unspecified, customers do not receive status reports.
String statusCallBack = "";

/**
 * Optional. If a non-variable template is used, assign an empty value to this parameter, for example,
String templateParas = {};
 * Example of a single-variable template: If the template content is "Your verification code is $
{NUM_6}", templateParas can be set to {"369751"}.
 * Example of a dual-variable template: If the template content is "You have ${NUM_2} parcels
delivered to ${TXT_20}", templateParas can be set to {"3","main gate of People's Park"}.
 * For details, see Template and Variable Specifications.
 */
String[] templateParas1 = {"123456"}; // Template 1 variable. The following uses a single-variable
verification code SMS message as an example. The customer needs to generate a 6-digit verification code
and define it as a character string to prevent the loss of first digits 0 (for example, 002569 is changed to
2569).
String[] templateParas2 = {"234567"}; // Template 2 variable. The following uses a single-variable
verification code SMS message as an example. The customer needs to generate a 6-digit verification code
and define it as a character string to prevent the loss of first digits 0 (for example, 002569 is changed to
2569).

// smsContent. If the signature name is not required, set signature to null.
List<Map<String, Object>> smsContent = new ArrayList<Map<String, Object>>();
Map<String, Object> item1 = initDiffSms(receiver1, templateId1, templateParas1, signature1);
Map<String, Object> item2 = initDiffSms(receiver2, templateId2, templateParas2, signature2);
if (null != item1 && !item1.isEmpty()) {
    smsContent.add(item1);
}
if (null != item2 && !item2.isEmpty()) {
    smsContent.add(item2);
}

// Request body
String body = buildRequestBody(sender, smsContent, statusCallBack);
if (null == body || body.isEmpty()) {
    System.out.println("body is null.");
    return;
}

// The value of X-WSSE in the request headers is as follows:
String wsseHeader = buildWsseHeader(appKey, appSecret);
if (null == wsseHeader || wsseHeader.isEmpty()) {
    System.out.println("wsse header is null.");
}
}
```

```
Writer out = null;
BufferedReader in = null;
StringBuffer result = new StringBuffer();
HttpsURLConnection connection = null;
InputStream is = null;

// Ignore the certificate trust issues to prevent API calling failures caused by HTTPS certificate
authentication failures.
HostnameVerifier hv = new HostnameVerifier() {

    @Override
    public boolean verify(String hostname, SSLSession session) {
        return true;
    }
};
trustAllHttpsCertificates();

try {
    URL realUrl = new URL(url);
    connection = (HttpsURLConnection) realUrl.openConnection();

    connection.setHostnameVerifier(hv);
    connection.setDoOutput(true);
    connection.setDoInput(true);
    connection.setUseCaches(true);
    // Request method
    connection.setRequestMethod("POST");
    // Parameters in the request headers
    connection.setRequestProperty("Content-Type", "application/json");
    connection.setRequestProperty("Authorization", AUTH_HEADER_VALUE);
    connection.setRequestProperty("X-WSSE", wsseHeader);

    connection.connect();
    out = new OutputStreamWriter(connection.getOutputStream());
    out.write(body); // Parameters in the request body
    out.flush();
    out.close();

    int status = connection.getResponseCode();
    if (200 == status) { //200
        is = connection.getInputStream();
    } else { //400/401
        is = connection.getErrorStream();
    }
    in = new BufferedReader(new InputStreamReader(is, "UTF-8"));
    String line = "";
    while ((line = in.readLine()) != null) {
        result.append(line);
    }
    System.out.println(result.toString()); // Record the response entity.
} catch (Exception e) {
    e.printStackTrace();
} finally {
    try {
        if (null != out) {
            out.close();
        }
        if (null != is) {
            is.close();
        }
        if (null != in) {
            in.close();
        }
    } catch (Exception e) {
        e.printStackTrace();
    }
}
}
```

```
/**
 * Construct the value of smsContent.
 * @param receiver
 * @param templateId
 * @param templateParas
 * @param signature | Signature name, which must be specified when the universal template for Chinese
mainland SMS is used.
 * @return
 */
static Map<String, Object> initDiffSms(String[] receiver, String templateId, String[] templateParas,
String signature) {
    if (null == receiver || null == templateId || receiver.length == 0 || templateId.isEmpty()) {
        System.out.println("initDiffSms(): receiver or templateId is null.");
        return null;
    }
    Map<String, Object> map = new HashMap<String, Object>();
    map.put("to", receiver);
    map.put("templateId", templateId);
    if (null != templateParas && templateParas.length > 0) {
        map.put("templateParas", templateParas);
    }
    if (null != signature && !signature.isEmpty()) {
        map.put("signature", signature);
    }

    return map;
}

/**
 * Construct the request body.
 * @param sender
 * @param smsContent
 * @param statusCallBack
 * @return
 */
static String buildRequestBody(String sender, List<Map<String, Object>> smsContent,
String statusCallBack) {
    if (null == sender || null == smsContent || sender.isEmpty() || smsContent.isEmpty()) {
        System.out.println("buildRequestBody(): sender or smsContent is null.");
        return null;
    }
    JSONArray jsonArr = new JSONArray();

    for(Map<String, Object> it: smsContent){
        jsonArr.put(it);
    }

    Map<String, Object> data = new HashMap<String, Object>();
    data.put("from", sender);
    data.put("smsContent", jsonArr);
    if (null != statusCallBack && !statusCallBack.isEmpty()) {
        data.put("statusCallBack", statusCallBack);
    }

    return new JSONObject(data).toString();
}

static String buildWsseHeader(String appKey, String appSecret) {
    if (null == appKey || null == appSecret || appKey.isEmpty() || appSecret.isEmpty()) {
        System.out.println("buildWsseHeader(): appKey or appSecret is null.");
        return null;
    }
    SimpleDateFormat sdf = new SimpleDateFormat("yyyy-MM-dd'T'HH:mm:ss'Z'");
    String time = sdf.format(new Date()); //Created
    String nonce = UUID.randomUUID().toString().replace("-", ""); //Nonce

    MessageDigest md;
    byte[] passwordDigest = null;
```

```

try {
    md = MessageDigest.getInstance("SHA-256");
    md.update((nonce + time + appSecret).getBytes());
    passwordDigest = md.digest();
} catch (NoSuchAlgorithmException e) {
    e.printStackTrace();
}

// If the JDK version is 1.8, load the native Base64 class and use the following code:
String passwordDigestBase64Str = Base64.getEncoder().encodeToString(passwordDigest); //
PasswordDigest
// If the JDK version is earlier than 1.8, load a third-party library to provide the Base64 class and use
the following code:
//String passwordDigestBase64Str = Base64.encodeBase64String(passwordDigest); //PasswordDigest
// If passwordDigestBase64Str contains newline characters, run the following code:
//passwordDigestBase64Str = passwordDigestBase64Str.replaceAll("[\\s*\t\n\r]", "");
return String.format(W SSE_HEADER_FORMAT, appKey, passwordDigestBase64Str, nonce, time);
}

/**
 * Ignore the certificate trust issues.
 * @throws Exception
 */
static void trustAllHttpsCertificates() throws Exception {
    TrustManager[] trustAllCerts = new TrustManager[] {
        new X509TrustManager() {
            public void checkClientTrusted(X509Certificate[] chain, String authType) throws
CertificateException {
                return;
            }
            public void checkServerTrusted(X509Certificate[] chain, String authType) throws
CertificateException {
                return;
            }
            public X509Certificate[] getAcceptedIssuers() {
                return null;
            }
        }
    };
    SSLContext sc = SSLContext.getInstance("SSL");
    sc.init(null, trustAllCerts, null);
    HTTPSURLConnection.setDefaultSSLSocketFactory(sc.getSocketFactory());
}
}

```

## Receiving Status Reports

The Maven dependency to be introduced is `org.springframework:spring-web:5.3.21` (example version).

```

import org.springframework.web.bind.annotation.PostMapping;
import org.springframework.web.bind.annotation.RequestParam;
import org.springframework.web.bind.annotation.RestController;

@RestController
public class DemoController {
    /**
     * Synchronize SMS receipts.
     */
    @PostMapping("/report")
    public void smsHwReport(@RequestParam String smsMsgId, // Unique SMS identifier returned after an
SMS is successfully sent.
        @RequestParam(required = false) String total, // Number of SMS segments split from
a long SMS message. If the SMS message is not split, set this parameter to 1.
        @RequestParam(required = false) String sequence, // Sequence number after a long
SMS is split. This parameter is valid only when the value of total is greater than 1. If the SMS is not split,
set this parameter to 1.
        @RequestParam String status, // Enumerated values of an SMS status report. For
details about the values, see API Reference.
    )
}

```

```

        @RequestParam(required = false) String source, // Source of the SMS status report. 1:
generated by the SMS platform. 2: returned by the SMSC. 3: generated by the cloud platform.
        @RequestParam(required = false) String updateTime, // SMS resource update time,
which is generally the UTC time when the Message & SMS platform receives the SMS status report. The
value is in the format of yyyy-MM-dd'T'HH:mm:ss'Z'. The time is converted to %3a using urlencode. //
When the Message & SMS platform does not receive the SMS status report from the SMSC, the platform
constructs a status report that does not contain the updateTime parameter.
        @RequestParam(required = false) String orgCode, // Status codes of southbound NEs
are transparently transmitted. This parameter is contained only in status reports of international SMSs. //
When the status code is not returned, the parameter is not used.
        @RequestParam(required = false) String extend, // Extended field in the request sent
by a user. If the SMS sent by a user does not carry the extend parameter, the status report does not contain
the extend parameter.
        @RequestParam(required = false) String to { // Recipient number of the SMS
corresponding to the status report. This parameter is carried only when the status report contains the
extend parameter.
        System.out.println(" =====receive smsStatusReport =====");
        System.out.println("smsMsgId: " + smsMsgId);
        System.out.println("total: " + total);
        System.out.println("sequence: " + sequence);
        System.out.println("status: " + status);
        System.out.println("source: " + source);
        System.out.println("updateTime: " + updateTime);
        System.out.println("orgCode: " + orgCode);
        System.out.println("extend: " + extend);
        System.out.println("to: " + to);
    }
}

```

## References

- Code examples: [PHP](#), [Python](#), [C#](#), [Node.js](#), and [Go](#)
- APIs: [SMS Sending API](#), [Batch SMS Sending API](#), [Status Report Receiving API](#)
- [Troubleshooting Commissioning Problems](#)

### 3.2.2 PHP

<b>Example</b>	<a href="#">Sending SMSs (Example 1)</a> , <a href="#">Sending SMSs in Batches (Example 1)</a> <a href="#">Sending SMSs (Example 2)</a> , <a href="#">Sending SMSs in Batches (Example 2)</a> <a href="#">Receiving Status Reports</a>
<b>Environment</b>	PHP 7.0 or later versions are required. The examples are developed based on PHP 7.2.9.

<b>Dependency Configuration</b>	<p>Composer and Guzzle (only for example 1)</p> <ol style="list-style-type: none"> <li>1. Install and configure the Composer by following the instructions provided in <a href="https://getcomposer.org/download/">https://getcomposer.org/download/</a>.</li> <li>2. Create the <b>composer.json</b> file in the project folder. The content of the file is as follows: <pre style="background-color: #f0f0f0; padding: 5px; margin: 5px 0;">{   "require": {     "guzzlehttp/guzzle": "~6.0@dev"   } }</pre> </li> <li>3. Open the CLI window, enter the project folder, and run <b>composer install</b> to install Guzzle. Note: After the installation is complete, the <b>vendor/autoload.php</b> file is automatically generated in the project folder.</li> </ol>
---------------------------------	--

#### NOTICE

- Sending SMSs shows an example of sending group SMSs with a single template. Sending SMSs in batches shows an example of sending group SMSs with multiple templates.
- The examples described in this document may involve the use of personal data. You are advised to comply with relevant laws and regulations and take measures to ensure that personal data is fully protected.
- The examples described in this document are for demonstration purposes only. Commercial use of the examples is prohibited.
- Information in this document is for your reference only. It does not constitute any offer or commitment.

## Sending SMSs (Example 1)

```
<?php
require 'vendor/autoload.php'; // This file is automatically generated when composer install is executed.

use GuzzleHttp\Psr7;
use GuzzleHttp\Client;
use GuzzleHttp\Exception\RequestException;

// Mandatory. The values here are example values only. Obtain the actual values based on Development Preparation.
$url = 'https://smsapi.ap-southeast-1.myhuaweicloud.com:443/sms/batchSendSms/v1'; // Application access address and API access URI
// Hard-coded or plaintext appKey/appSecret is risky. For security, encrypt your appKey/appSecret and store them in the configuration file or environment variables.
$app_key = 'c8RWg3ggEcyd4D3p94bf3Y7x11le'; //Application Key
$app_secret = 'q4li87Bh*****80SfD7Al'; //Application Secret
$sender = 'csms12345678'; // Channel number for Chinese mainland SMS signature or international SMS
$template_id = '8ff55eac1d0b478ab3c06c3c6a492300'; // Template ID

// Mandatory for Chinese mainland SMS. This parameter is valid and mandatory when Template Type corresponding to templateId is Universal template. The signature name must be approved and be the same type as the template.
// This parameter is not required for international SMS.
```

```

$signature = "Huawei Cloud SMS test"; // Signature

// Mandatory. Global number format (including the country code), for example, +8615123456789. Use
// commas (,) to separate multiple numbers.
$receiver = '+8615123456789,+8615234567890'; // Recipient numbers

// Optional. Address for receiving SMS status reports. The domain name is recommended. If this parameter
// is set to an empty value or left unspecified, customers do not receive status reports.
$statusCallback = "";

/**
 * Optional. If a template with no variable is used, assign an empty value to this parameter, for example,
 * $TEMPLATE_PARAS = "";
 * Example of a single-variable template: If the template content is "Your verification code is ${NUM_6}",
 * $TEMPLATE_PARAS can be set to '["369751"]'.
 * Example of a dual-variable template: If the template content is "You have ${NUM_2} parcels delivered to
 * ${TXT_20}", $TEMPLATE_PARAS can be set to '["3","main gate of People's Park"]'.
 * For details, see Template and Variable Specifications.
 * @var string $TEMPLATE_PARAS
 */
$TEMPLATE_PARAS = '["369751"]'; // Template variable. The following uses a single-variable verification
// code SMS message as an example. The customer needs to generate a 6-digit verification code and define it
// as a character string to prevent the loss of first digits 0 (for example, 002569 is changed to 2569).

$client = new Client();
try {
    $response = $client->request('POST', $url, [
        'form_params' => [
            'from' => $sender,
            'to' => $receiver,
            'templated' => $TEMPLATE_ID,
            'templateParas' => $TEMPLATE_PARAS,
            'statusCallback' => $statusCallback,
            'signature' => $signature // Uncomment this line if the universal template for Chinese mainland
            // SMS is used.
        ],
        'headers' => [
            'Authorization' => 'WSSE realm="SDP",profile="UsernameToken",type="Appkey"',
            'X-WSSE' => buildWsseHeader($APP_KEY, $APP_SECRET)
        ],
        'verify' => false // Ignore the certificate trust issues to prevent API calling failures caused by HTTPS
        // certificate authentication failures.
    ]);
    echo Psr7\str($response); // Record the response data.
} catch (RequestException $e) {
    echo $e;
    echo Psr7\str($e->getRequest()), "\n";
    if ($e->hasResponse()) {
        echo Psr7\str($e->getResponse());
    }
}

/**
 * Construct the value of X-WSSE.
 * @param string $appKey
 * @param string $appSecret
 * @return string
 */
function buildWsseHeader(string $appKey, string $appSecret){
    $now = date('Y-m-d\TH:i:sZ'); //Created
    $nonce = uniqid(); //Nonce
    $base64 = base64_encode(hash('sha256', ($nonce . $now . $appSecret))); //PasswordDigest
    return sprintf("UsernameToken Username=\"%s\",PasswordDigest=\"%s\",Nonce=\"%s\",Created=\"%s\"",
        $appKey, $base64, $nonce, $now);
}
?>

```

## Sending SMSs (Example 2)

```

<?php
// Mandatory. The values here are example values only. Obtain the actual values based on Development Preparation.
$url = 'https://smsapi.ap-southeast-1.myhuaweicloud.com:443/sms/batchSendSms/v1'; // Application access address and API access URI
// Hard-coded or plaintext appKey/appSecret is risky. For security, encrypt your appKey/appSecret and store them in the configuration file or environment variables.
$APP_KEY = 'c8RWg3ggEcyd4D3p94bf3Y7x1lle'; //Application Key
$APP_SECRET = 'q4li87Bh*****80SfD7Al'; //Application Secret
$sender = 'csms12345678'; // Channel number for Chinese mainland SMS signature or international SMS
$TEMPLATE_ID = '8ff55eac1d0b478ab3c06c3c6a492300'; // Template ID

// Mandatory for Chinese mainland SMS. This parameter is valid and mandatory when Template Type corresponding to templateId is Universal template. The signature name must be approved and be the same type as the template.
// This parameter is not required for international SMS.
$signature = "Huawei Cloud SMS test"; // Signature

// Mandatory. Global number format (including the country code), for example, +8615123456789. Use commas (,) to separate multiple numbers.
$receiver = '+8615123456789,+8615234567890'; // Recipient numbers

// Optional. Address for receiving SMS status reports. The domain name is recommended. If this parameter is set to an empty value or left unspecified, customers do not receive status reports.
$statusCallback = "";

/**
 * Optional. If a template with no variable is used, assign an empty value to this parameter, for example, $TEMPLATE_PARAS = "";
 * Example of a single-variable template: If the template content is "Your verification code is ${NUM_6}", $TEMPLATE_PARAS can be set to '["369751"]'.
 * Example of a dual-variable template: If the template content is "You have ${NUM_2} parcels delivered to ${TXT_20}", $TEMPLATE_PARAS can be set to '["3","main gate of People's Park"]'.
 * For details, see Template and Variable Specifications.
 * @var string $TEMPLATE_PARAS
 */
$TEMPLATE_PARAS = '["369751"]'; // Template variable. The following uses a single-variable verification code SMS message as an example. The customer needs to generate a 6-digit verification code and define it as a character string to prevent the loss of first digits 0 (for example, 002569 is changed to 2569).

// Request headers
$headers = [
    'Content-Type: application/x-www-form-urlencoded',
    'Authorization: WSSE realm="SDP",profile="UsernameToken",type="Appkey"',
    'X-WSSE: ' . buildWsseHeader($APP_KEY, $APP_SECRET)
];
// Request body
$data = http_build_query([
    'from' => $sender,
    'to' => $receiver,
    'templateId' => $TEMPLATE_ID,
    'templateParas' => $TEMPLATE_PARAS,
    'statusCallback' => $statusCallback,
    // 'signature' => $signature // Uncomment this line if the universal template for Chinese mainland SMS is used.
]);

$context_options = [
    'http' => ['method' => 'POST', 'header'=> $headers, 'content' => $data, 'ignore_errors' => true],
    'ssl' => ['verify_peer' => false, 'verify_peer_name' => false] // Ignore the certificate trust issues to prevent API calling failures caused by HTTPS certificate authentication failures.
];
print_r($context_options) . PHP_EOL; // Record the request.

$response = file_get_contents($url, false, stream_context_create($context_options));
print_r($response) . PHP_EOL; // Record the response.

/**

```

```
* Construct the value of X-WSSE.
* @param string $appKey
* @param string $appSecret
* @return string
*/
function buildWsseHeader(string $appKey, string $appSecret){
    date_default_timezone_set('Asia/Shanghai');
    $now = date("Y-m-d\TH:i:s\Z"); //Created
    $nonce = uniqid(); //Nonce
    $base64 = base64_encode(hash('sha256', ($nonce . $now . $appSecret))); //PasswordDigest
    return sprintf("UsernameToken Username=\"%s\",PasswordDigest=\"%s\",Nonce=\"%s\",Created=\"%s\"",
        $appKey, $base64, $nonce, $now);
}
?>
```

## Sending SMSs in Batches (Example 1)

```
<?php
require 'vendor/autoload.php'; // This file is automatically generated when composer install is executed.

use GuzzleHttp\Psr7;
use GuzzleHttp\Client;
use GuzzleHttp\Exception\RequestException;

// Mandatory. The values here are example values only. Obtain the actual values based on Development Preparation.
$url = 'https://smsapi.ap-southeast-1.myhuaweicloud.com:443/sms/batchSendDiffSms/v1'; // Application
access address and API access URI
// Hard-coded or plaintext appKey/appSecret is risky. For security, encrypt your appKey/appSecret and store
them in the configuration file or environment variables.
$APP_KEY = 'c8RWg3ggEcyd4D3p94bf3Y7x11le'; //Application Key
$APP_SECRET = 'q4li87Bh*****80SfD7Al'; //Application Secret
$sender = 'csms12345678'; // Channel number for Chinese mainland SMS signature or international SMS
$TEMPLATE_ID_1 = '8ff55eac1d0b478ab3c06c3c6a492300'; // Template ID 1
$TEMPLATE_ID_2 = '8ff55eac1d0b478ab3c06c3c6a492300'; // Template ID 2

// Mandatory for Chinese mainland SMS. This parameter is valid and mandatory when Template Type
corresponding to templated is Universal template. The signature name must be approved and be the
same type as the template.
// This parameter is not required for international SMS.
$signature_1 = "Huawei Cloud SMS test"; // Signature 1
$signature_2 = "Huawei Cloud SMS test"; // Signature 2

// Mandatory. Global number format (including the country code), for example, +8615123456789. Use
commas (,) to separate multiple numbers.
$receiver_1 = ['+8615123456789', '+8615234567890']; // Recipient number of template 1
$receiver_2 = ['+8615123456789', '+8615234567890']; // Recipient number of template 2

// Optional. Address for receiving SMS status reports. The domain name is recommended. If this parameter
is set to an empty value or left unspecified, customers do not receive status reports.
$statusCallback = "";

/**
 * Optional. If a template with no variable is used, assign an empty value to this parameter, for example,
 * $TEMPLATE_PARAS = [];
 * Example of a single-variable template: If the template content is "Your verification code is ${NUM_6}",
 * $TEMPLATE_PARAS can be set to ['369751'].
 * Example of a dual-variable template: If the template content is "You have ${NUM_2} parcels delivered to
 * ${TXT_20}", $TEMPLATE_PARAS can be set to ['3','main gate of People's Park'].
 * For details, see Template and Variable Specifications.
 */
$TEMPLATE_PARAS_1 = ['123456']; // Template 1 variable. The following uses a single-variable verification
code SMS message as an example. The customer needs to generate a 6-digit verification code and define it
as a character string to prevent the loss of first digits 0 (for example, 002569 is changed to 2569).
$TEMPLATE_PARAS_2 = ['234567']; // Template 2 variable. The following uses a single-variable verification
code SMS message as an example. The customer needs to generate a 6-digit verification code and define it
as a character string to prevent the loss of first digits 0 (for example, 002569 is changed to 2569).

// Mandatory. Set variables based on the number of template IDs.
```

```

$smsContent = [
    // smsContent. If the signature name is not required, set signature to "".
    initDiffSms($receiver_1, $TEMPLATE_ID_1, $TEMPLATE_PARAS_1, $signature_1),
    initDiffSms($receiver_2, $TEMPLATE_ID_2, $TEMPLATE_PARAS_2, $signature_2)
];

$client = new Client();
try {
    $response = $client->request('POST', $url, [
        'body' => json_encode([
            'from' => $sender,
            'statusCallback' => $statusCallback,
            'smsContent' => $smsContent
        ]),
        'headers' => [
            'Authorization' => 'WSSE realm="SDP",profile="UsernameToken",type="Appkey"',
            'X-WSSE' => buildWsseHeader($APP_KEY, $APP_SECRET),
            'Content-Type' => 'application/json'
        ],
        'verify' => false // Ignore the certificate trust issues to prevent API calling failures caused by HTTPS
        certificate authentication failures.
    ]);
    echo Psr7\str($response); // Record the response data.
} catch (RequestException $e) {
    echo $e;
    echo Psr7\str($e->getRequest()), "\n";
    if ($e->hasResponse()) {
        echo Psr7\str($e->getResponse());
    }
}

/**
 * Construct the value of smsContent.
 * @param array $receiver
 * @param string $templateId
 * @param array $templateParas
 * @param string $signature | Signature name, which must be specified when the universal template for
 * Chinese mainland SMS is used.
 * @return string[]
 */
function initDiffSms(array $receiver, string $templateId, array $templateParas, string $signature) {
    if (null != $signature && strlen($signature) > 0) {
        return ['to' => $receiver, 'templateId' => $templateId, 'templateParas' => $templateParas, 'signature'
=> $signature];
    }
    return ['to' => $receiver, 'templateId' => $templateId, 'templateParas' => $templateParas];
}

/**
 * Construct the value of X-WSSE.
 * @param string $appKey
 * @param string $appSecret
 * @return string
 */
function buildWsseHeader(string $appKey, string $appSecret){
    $now = date('Y-m-d\TH:i:sZ'); //Created
    $nonce = uniqid(); //Nonce
    $base64 = base64_encode(hash('sha256', ($nonce . $now . $appSecret))); //PasswordDigest
    return sprintf("UsernameToken Username=\"%s\",PasswordDigest=\"%s\",Nonce=\"%s\",Created=\"%s\""",
        $appKey, $base64, $nonce, $now);
}
?>

```

## Sending SMSs in Batches (Example 2)

```

<?php
// Mandatory. The values here are example values only. Obtain the actual values based on Development Preparation.
$url = 'https://smsapi.ap-southeast-1.myhuaweicloud.com:443/sms/batchSendDiffSms/v1'; // Application

```

```

access address and API access URI
$APP_KEY = 'c8RWg3ggEcyd4D3p94bf3Y7x11le'; //Application&nbsp;Key
// Hard-coded or plaintext appKey/appSecret is risky. For security, encrypt your appKey/appSecret and store
them in the configuration file or environment variables.
$APP_SECRET = 'q4li87Bh*****80SfD7Al'; //Application&nbsp;Secret
$sender = 'csms12345678'; // Channel number for Chinese mainland SMS signature or international SMS
$TEMPLATE_ID_1 = '8ff55eac1d0b478ab3c06c3c6a492300'; // Template ID 1
$TEMPLATE_ID_2 = '8ff55eac1d0b478ab3c06c3c6a492300'; // Template ID 2

// Mandatory for Chinese mainland SMS. This parameter is valid and mandatory when Template Type
corresponding to templateId is Universal template. The signature name must be approved and be the
same type as the template.
// This parameter is not required for international SMS.
$signature_1 = "Huawei Cloud SMS test"; // Signature 1
$signature_2 = "Huawei Cloud SMS test"; // Signature 2

// Mandatory. Global number format (including the country code), for example, +8615123456789. Use
commas (,) to separate multiple numbers.
$receiver_1 = ['+8615123456789', '+8615234567890']; // Recipient number of template 1
$receiver_2 = ['+8615123456789', '+8615234567890']; // Recipient number of template 2

// Optional. Address for receiving SMS status reports. The domain name is recommended. If this parameter
is set to an empty value or left unspecified, customers do not receive status reports.
$statusCallback = "";

/**
 * Optional. If a template with no variable is used, assign an empty value to this parameter, for example,
 $TEMPLATE_PARAS = [];
 * Example of a single-variable template: If the template content is "Your verification code is ${NUM_6}",
 $TEMPLATE_PARAS can be set to ['369751'].
 * Example of a dual-variable template: If the template content is "You have ${NUM_2} parcels delivered to
 ${TXT_20}", $TEMPLATE_PARAS can be set to ['3','main gate of People's Park'].
 * For details, see Template and Variable Specifications.
 */
$TEMPLATE_PARAS_1 = ['123456']; // Template 1 variable. The following uses a single-variable verification
code SMS message as an example. The customer needs to generate a 6-digit verification code and define it
as a character string to prevent the loss of first digits 0 (for example, 002569 is changed to 2569).
$TEMPLATE_PARAS_2 = ['234567']; // Template 2 variable. The following uses a single-variable verification
code SMS message as an example. The customer needs to generate a 6-digit verification code and define it
as a character string to prevent the loss of first digits 0 (for example, 002569 is changed to 2569).

// Request headers
$headers = [
    'Content-Type: application/json',
    'Authorization: WSSE realm="SDP",profile="UsernameToken",type="Appkey"',
    'X-WSSE: ' . buildWsseHeader($APP_KEY, $APP_SECRET)
];
// Request body
$data = json_encode([
    'from' => $sender,
    'statusCallback' => $statusCallback,
    'smsContent' => [// Mandatory. Set the parameters based on the number of template IDs.
        // smsContent. If the signature name is not required, set signature to "".
        initDiffSms($receiver_1, $TEMPLATE_ID_1, $TEMPLATE_PARAS_1, $signature_1),
        initDiffSms($receiver_2, $TEMPLATE_ID_2, $TEMPLATE_PARAS_2, $signature_2)
    ]
]);

$context_options = [
    'http' => ['method' => 'POST', 'header'=> $headers, 'content' => $data, 'ignore_errors' => true],
    'ssl' => ['verify_peer' => false, 'verify_peer_name' => false] // Ignore the certificate trust issues to prevent
API calling failures caused by HTTPS certificate authentication failures.
];
print_r($context_options) . PHP_EOL; // Record the request.

$response = file_get_contents($url, false, stream_context_create($context_options));
print_r($response) . PHP_EOL; // Record the response.

/**

```

```

* Construct the value of smsContent.
* @param array $receiver
* @param string $templateId
* @param array $templateParas
* @param string $signature | Signature name, which must be specified when the universal template for
Chinese mainland SMS is used.
* @return string[]
*/
function initDiffSms(array $receiver, string $templateId, array $templateParas, string $signature) {
    if (null != $signature && strlen($signature) > 0) {
        return ['to' => $receiver, 'templateId' => $templateId, 'templateParas' => $templateParas, 'signature'
=> $signature];
    }
    return ['to' => $receiver, 'templateId' => $templateId, 'templateParas' => $templateParas];
}

/**
* Construct the value of X-WSSE.
* @param string $appKey
* @param string $appSecret
* @return string
*/
function buildWsseHeader(string $appKey, string $appSecret){
    date_default_timezone_set('Asia/Shanghai');
    $now = date("Y-m-d\TH:i:sZ"); //Created
    $nonce = uniqid(); //Nonce
    $base64 = base64_encode(hash('sha256', ($nonce . $now . $appSecret))); //PasswordDigest
    return sprintf("UsernameToken Username=\"%s\",PasswordDigest=\"%s\",Nonce=\"%s\",Created=\"%s\"",
        $appKey, $base64, $nonce, $now);
}
?>

```

## Receiving Status Reports

```

<?php
// Data example (urlencode) of the status report reported by the SMS platform
// $success_body =
'sequence=1&total=1&updateTime=2018-10-31T08%3A43%3A41Z&source=2&smsMsgId=2ea20735-
f856-4376-afbf-570bd70a46ee_11840135&status=DELIVRD';
$failed_body =
'orgCode=E200027&sequence=1&total=1&updateTime=2018-10-31T08%3A43%3A41Z&source=2&smsMsgId
=2ea20735-f856-4376-afbf-570bd70a46ee_11840135&status=RTE_ERR';

// onSmsStatusReport($success_body);
onSmsStatusReport($failed_body);

/**
* Parse the status report data.
*
* @param string $data: Status report data reported by the SMS platform
*/
function onSmsStatusReport(string $data)
{
    $keyValues = [];
    parse_str($data, $keyValues); // Parse the status report data.

    /**
    * Example: Parsing status is used as an example.
    *
    * 'smsMsgId': Unique ID of an SMS
    * 'total': Number of SMS segments
    * 'sequence': Sequence number of an SMS after splitting
    * 'source': Status report source
    * 'updateTime': Resource update time
    * 'status': Enumeration values of the status report
    * 'orgCode': Status code
    */
    $status = $keyValues['status']; // Enumerated values of the status report
    // Check whether the SMS is successfully sent based on the value of status.
}

```

```

if ('DELIVRD' === strtoupper($status)) {
    print 'Send sms success. smsMsgId: ' . $keyValues['smsMsgId'] . PHP_EOL;
} else {
    // The SMS fails to be sent. The values of status and orgCode are recorded.
    print 'Send sms failed. smsMsgId: ' . $keyValues['smsMsgId'] . PHP_EOL;
    print 'Failed status: ' . $status . PHP_EOL;
    print 'Failed orgCode: ' . $keyValues['orgCode'] . PHP_EOL;
}
}
?>

```

## References

- Code examples: [Java](#), [Python](#), [C#](#), [Node.js](#), and [Go](#)
- APIs: [SMS Sending API](#), [Batch SMS Sending API](#), [Status Report Receiving API](#)
- [Troubleshooting Commissioning Problems](#)

### 3.2.3 Python

<b>Example</b>	<a href="#">Sending SMSs (Example 1)</a> , <a href="#">Sending SMSs in Batches (Example 1)</a> <a href="#">Sending SMSs (Example 2)</a> , <a href="#">Sending SMSs in Batches (Example 2)</a> <a href="#">Receiving Status Reports</a>
<b>Environment</b>	Python 3.7 or later versions are required. The examples are developed based on Python 3.7.0.
<b>Library</b>	requests 2.18.1 (only for example 1) <ol style="list-style-type: none"> <li>1. Download and install Python 3.7 and configure the environment.</li> <li>2. Open the CLI window and run <b>pip install requests</b>.</li> <li>3. Run <b>pip list</b> to check the installation result.</li> </ol>

#### NOTICE

- Sending SMSs shows an example of sending group SMSs with a single template. Sending SMSs in batches shows an example of sending group SMSs with multiple templates.
- The examples described in this document may involve the use of personal data. You are advised to comply with relevant laws and regulations and take measures to ensure that personal data is fully protected.
- The examples described in this document are for demonstration purposes only. Commercial use of the examples is prohibited.
- Information in this document is for your reference only. It does not constitute any offer or commitment.

## Sending SMSs (Example 1)

```

import time
import uuid
import hashlib
import base64
import requests #Run pip install requests to install the dependency.

# Mandatory. The values here are example values only. Obtain the actual values based on Development Preparation.
url = 'https://smsapi.ap-southeast-1.myhuaweicloud.com:443/sms/batchSendSms/v1' # Application access address and API access URI
// Hard-coded or plaintext appKey/appSecret is risky. For security, encrypt your appKey/appSecret and store them in the configuration file or environment variables.
APP_KEY = "c8RWg3ggEcyd4D3p94bf3Y7x1Ile" #Application Key
APP_SECRET = "q4li87Bh*****80SfD7Al" #Application Secret
sender = "csms12345678" # Channel number for Chinese mainland SMS signature or international SMS
TEMPLATE_ID = "8ff55eac1d0b478ab3c06c3c6a492300" # Template ID

# Mandatory for Chinese mainland SMS. This parameter is valid and mandatory when Template Type corresponding to templateId is Universal template. The signature name must be approved and be the same type as the template.
# This parameter is not required for international SMS.
signature = "Huawei Cloud SMS test"; # Signature

# Mandatory. Global number format (including the country code), for example, +8615123456789. Use commas (,) to separate multiple numbers.
receiver = "+8615123456789,+8615234567890" # Recipient numbers

# Optional. Address for receiving SMS status reports. The domain name is recommended. If this parameter is set to an empty value or left unspecified, customers do not receive status reports.
statusCallBack = ""

'''
Optional. If a template with no variable is used, assign an empty value to this parameter, for example,
TEMPLATE_PARAM = "";
Example of a single-variable template: If the template content is "Your verification code is ${NUM_6}",
TEMPLATE_PARAM can be set to '["369751"]'.
Example of a dual-variable template: If the template content is "You have ${NUM_2} parcels delivered to ${TXT_20}",
TEMPLATE_PARAM can be set to '["3","main gate of People's Park"]'.
For details, see Template and Variable Specifications.
'''
TEMPLATE_PARAM = '["369751"]' # Template variable. The following uses a single-variable verification code SMS message as an example. The customer needs to generate a 6-digit verification code and define it as a character string to prevent the loss of first digits 0 (for example, 002569 is changed to 2569).

'''
Construct the value of X-WSSE.
@param appKey: string
@param appSecret: string
@return: string
'''
def buildWSSEHeader(appKey, appSecret):
    now = time.strftime('%Y-%m-%dT%H:%M:%SZ') #Created
    nonce = str(uuid.uuid4()).replace('-', '') #Nonce
    digest = hashlib.sha256((nonce + now + appSecret).encode()).hexdigest()

    digestBase64 = base64.b64encode(digest.encode()).decode() #PasswordDigest
    return 'UsernameToken Username="{0}",PasswordDigest="{0}",Nonce="{0}",Created="{0}"'.format(appKey, digestBase64, nonce, now)

def main():
    # Request headers
    header = {'Authorization': 'WSSE realm="SDP",profile="UsernameToken",type="Appkey"',
             'X-WSSE': buildWSSEHeader(APP_KEY, APP_SECRET)}
    # Request body
    formData = {'from': sender,
               'to': receiver,
               'templateId': TEMPLATE_ID,
               'templateParas': TEMPLATE_PARAM,

```

```

        'statusCallback': statusCallBack,
#         'signature': signature # Uncomment this line if the universal template for Chinese mainland
SMS is used.
    }
    print(header)

    # Ignore the certificate trust issues to prevent API calling failures caused by HTTPS certificate
authentication failures.
    r = requests.post(url, data=formData, headers=header, verify=False)
    print(r.text) #Record the response.

if __name__ == '__main__':
    main()

```

## Sending SMSs (Example 2)

```

import time
import uuid
import hashlib
import base64
import ssl
import urllib.parse
import urllib.request

# Mandatory. The values here are example values only. Obtain the actual values based on Development Preparation.
url = 'https://smsapi.ap-southeast-1.myhuaweicloud.com:443/sms/batchSendSms/v1' # Application access
address and API access URI
APP_KEY = "c8RWg3ggEcyd4D3p94bf3Y7x1Ile" #Application&nbsp;Key
// Hard-coded or plaintext appKey/appSecret is risky. For security, encrypt your appKey/appSecret and store
them in the configuration file or environment variables.
APP_SECRET = "q4li87Bh*****80SfD7Al" #Application&nbsp;Secret
sender = "csms12345678" # Channel number for Chinese mainland SMS signature or international SMS
TEMPLATE_ID = "8ff55eac1d0b478ab3c06c3c6a492300" # Template ID

# Mandatory for Chinese mainland SMS. This parameter is valid and mandatory when Template Type
corresponding to templateId is Universal template. The signature name must be approved and be the
same type as the template.
# This parameter is not required for international SMS.
signature = "Huawei Cloud SMS test"; # Signature

# Mandatory. Global number format (including the country code), for example, +8615123456789. Use
commas (,) to separate multiple numbers.
receiver = "+8615123456789,+8615234567890" # Recipient numbers

# Optional. Address for receiving SMS status reports. The domain name is recommended. If this parameter
is set to an empty value or left unspecified, customers do not receive status reports.
statusCallBack = ""

"""
Optional. If a template with no variable is used, assign an empty value to this parameter, for example,
TEMPLATE_PARAM = "";
Example of a single-variable template: If the template content is "Your verification code is ${NUM_6}",
TEMPLATE_PARAM can be set to '["369751"]'.
Example of a dual-variable template: If the template content is "You have ${NUM_2} parcels delivered to $
{TXT_20}", TEMPLATE_PARAM can be set to '["3","main gate of People's Park"]'.
For details, see Template and Variable Specifications.
"""
TEMPLATE_PARAM = '["369751"]' # Template variable. The following uses a single-variable verification
code SMS message as an example. The customer needs to generate a 6-digit verification code and define it
as a character string to prevent the loss of first digits 0 (for example, 002569 is changed to 2569).

"""
Construct the value of X-WSSSE.
@param appKey: string
@param appSecret: string
@return: string
"""
def buildWSSSEHeader(appKey, appSecret):

```

```

now = time.strftime('%Y-%m-%dT%H:%M:%SZ') #Created
nonce = str(uuid.uuid4()).replace('-', '') #Nonce
digest = hashlib.sha256((nonce + now + appSecret).encode()).hexdigest()

digestBase64 = base64.b64encode(digest.encode()).decode() #PasswordDigest
return 'UsernameToken Username="{0}",PasswordDigest="{1}",Nonce="{2}",Created="{3}"'.format(appKey,
digestBase64, nonce, now)

def main():
    # Request body
    formData = urllib.parse.urlencode({
        'from': sender,
        'to': receiver,
        'templated': TEMPLATE_ID,
        'templateParas': TEMPLATE_PARAM,
        'statusCallback': statusCallBack,
#
        'signature': signature # Uncomment this line if the universal template for Chinese mainland
SMS is used.
    }).encode('ascii')

    req = urllib.request.Request(url=url, data=formData, method='POST') # The request method is POST.
    # Parameters in the request headers
    req.add_header('Authorization', 'WSSE realm="SDP",profile="UsernameToken",type="Appkey"')
    req.add_header('X-WSSE', buildWSSEHeader(APP_KEY, APP_SECRET))
    req.add_header('Content-Type', 'application/x-www-form-urlencoded')

    # Ignore the certificate trust issues to prevent API calling failures caused by HTTPS certificate
authentication failures.
    ssl_create_default_https_context = ssl_create_unverified_context

    try:
        r = urllib.request.urlopen(req) # Send a request.
        print(r.read().decode('utf-8')) # Record the response.
    except urllib.error.HTTPError as e:
        print(e.code)
        print(e.read().decode('utf-8'))
    except urllib.error.URLError as e:
        print(e.reason)

if __name__ == '__main__':
    main()

```

## Sending SMSs in Batches (Example 1)

```

import time
import uuid
import hashlib
import base64
import requests #Run pip install requests to install the dependency.

# Mandatory. The values here are example values only. Obtain the actual values based on Development Preparation.
url = 'https://smsapi.ap-southeast-1.myhuaweicloud.com:443/sms/batchSendDiffSms/v1' # Application
access address and API access URI
// Hard-coded or plaintext appKey/appSecret is risky. For security, encrypt your appKey/appSecret and store
them in the configuration file or environment variables.
APP_KEY = "c8RWg3ggEcyd4D3p94bf3Y7x1lle" #Application Key
APP_SECRET = "q4li87Bh*****80SfD7Al" #Application Secret
sender = "csms12345678" # Channel number for Chinese mainland SMS signature or international SMS
TEMPLATE_ID_1 = "8ff55eac1d0b478ab3c06c3c6a492300" # Template ID 1
TEMPLATE_ID_2 = "8ff55eac1d0b478ab3c06c3c6a492300" # Template ID 2

# Mandatory for Chinese mainland SMS. This parameter is valid and mandatory when Template Type
corresponding to templated is Universal template. The signature name must be approved and be the
same type as the template.
# This parameter is not required for international SMS.
signature_1 = "Huawei Cloud SMS test"; // Signature 1
signature_2 = "Huawei Cloud SMS test"; // Signature 2

```

```

# Mandatory. Global number format (including the country code), for example, +8615123456789. Use
commas (,) to separate multiple numbers.
receiver_1 = ["+8615123456789", "+8615234567890"] # Recipient number of template 1
receiver_2 = ["+8615123456789", "+8615234567890"] # Recipient number of template 2

# Optional. Address for receiving SMS status reports. The domain name is recommended. If this parameter
is set to an empty value or left unspecified, customers do not receive status reports.
statusCallBack = ""

"""
Optional. If a template with no variable is used, assign an empty value to this parameter, for example,
TEMPLATE_PARAM = [];
Example of a single-variable template: If the template content is "Your verification code is ${NUM_6}",
TEMPLATE_PARAM can be set to ["369751"].
Example of a dual-variable template: If the template content is "You have ${NUM_2} parcels delivered to $
{TXT_20}", TEMPLATE_PARAM can be set to ["3","main gate of People's Park"].
For details, see Template and Variable Specifications.
"""
TEMPLATE_PARAM_1 = ["123456"] # Template 1 variable. The following uses a single-variable verification
code SMS message as an example. The customer needs to generate a 6-digit verification code and define it
as a character string to prevent the loss of first digits 0 (for example, 002569 is changed to 2569).
TEMPLATE_PARAM_2 = ["234567"] # Template 2 variable. The following uses a single-variable verification
code SMS message as an example. The customer needs to generate a 6-digit verification code and define it
as a character string to prevent the loss of first digits 0 (for example, 002569 is changed to 2569).

"""
Construct the value of X-WSSE.
@param appKey: string
@param appSecret: string
@return: string
"""
def buildWSSEHeader(appKey, appSecret):
    now = time.strftime('%Y-%m-%dT%H:%M:%SZ') #Created
    nonce = str(uuid.uuid4()).replace('-', '') #Nonce
    digest = hashlib.sha256((nonce + now + appSecret).encode()).hexdigest()

    digestBase64 = base64.b64encode(digest.encode()).decode() #PasswordDigest
    return 'UsernameToken Username="{0}",PasswordDigest="{0}",Nonce="{0}",Created="{0}"'.format(appKey,
digestBase64, nonce, now)

def main():
    # Request headers
    header = {'Authorization': 'WSSE realm="SDP",profile="UsernameToken",type="Appkey"',
            'X-WSSE': buildWSSEHeader(APP_KEY, APP_SECRET)}
    # Request body
    jsonData = {'from': sender,
            'statusCallBack': statusCallBack,
            'smsContent': [
                {'to': receiver_1,
                 'templateId': TEMPLATE_ID_1,
                 'templateParas': TEMPLATE_PARAM_1,
                 'signature': signature_1 # Uncomment this line if the universal template for Chinese
mainland SMS is used.
                },
                {'to': receiver_2,
                 'templateId': TEMPLATE_ID_2,
                 'templateParas': TEMPLATE_PARAM_2,
                 'signature': signature_2 # Uncomment this line if the universal template for Chinese
mainland SMS is used.
                }
            ]
    }
    print(header)

    # Ignore the certificate trust issues to prevent API calling failures caused by HTTPS certificate
authentication failures.
    r = requests.post(url, json=jsonData, headers=header, verify=False)
    print(r.text) # Record the response.

```

```
if __name__ == '__main__':
    main()
```

## Sending SMSs in Batches (Example 2)

```
import time
import uuid
import hashlib
import base64
import json
import ssl
import urllib.request

# Mandatory. The values here are example values only. Obtain the actual values based on Development Preparation.
url = 'https://smsapi.ap-southeast-1.myhuaweicloud.com:443/sms/batchSendDiffSms/v1' # Application
access address and API access URI
// Hard-coded or plaintext appKey/appSecret is risky. For security, encrypt your appKey/appSecret and store
them in the configuration file or environment variables.
APP_KEY = "c8RWg3ggEcyd4D3p94bf3Y7x1lle" #Application Key
APP_SECRET = "q4li87Bh*****80SfD7Al" #Application Secret
sender = "csms12345678" # Channel number for Chinese mainland SMS signature or international SMS
TEMPLATE_ID_1 = "8ff55eac1d0b478ab3c06c3c6a492300" # Template ID 1
TEMPLATE_ID_2 = "8ff55eac1d0b478ab3c06c3c6a492300" # Template ID 2

# Mandatory for Chinese mainland SMS. This parameter is valid and mandatory when Template Type
corresponding to templateId is Universal template. The signature name must be approved and be the
same type as the template.
# This parameter is not required for international SMS.
signature_1 = "Huawei Cloud SMS test"; // Signature 1
signature_2 = "Huawei Cloud SMS test"; // Signature 2

# Mandatory. Global number format (including the country code), for example, +8615123456789. Use
commas (,) to separate multiple numbers.
receiver_1 = ["+8615123456789", "+8615234567890"] # Recipient number of template 1
receiver_2 = ["+8615123456789", "+8615234567890"] # Recipient number of template 2

# Optional. Address for receiving SMS status reports. The domain name is recommended. If this parameter
is set to an empty value or left unspecified, customers do not receive status reports.
statusCallBack = ""

"""
Optional. If a template with no variable is used, assign an empty value to this parameter, for example,
TEMPLATE_PARAM = [];
Example of a single-variable template: If the template content is "Your verification code is ${NUM_6}",
TEMPLATE_PARAM can be set to ["369751"].
Example of a dual-variable template: If the template content is "You have ${NUM_2} parcels delivered to ${
TXT_20}", TEMPLATE_PARAM can be set to ["3","main gate of People's Park"].
For details, see Template and Variable Specifications.
"""
TEMPLATE_PARAM_1 = ["123456"] # Template 1 variable. The following uses a single-variable verification
code SMS message as an example. The customer needs to generate a 6-digit verification code and define it
as a character string to prevent the loss of first digits 0 (for example, 002569 is changed to 2569).
TEMPLATE_PARAM_2 = ["234567"] # Template 2 variable. The following uses a single-variable verification
code SMS message as an example. The customer needs to generate a 6-digit verification code and define it
as a character string to prevent the loss of first digits 0 (for example, 002569 is changed to 2569).
"""

Construct the value of X-WSSE.
@param appKey: string
@param appSecret: string
@return: string
"""
def buildWSSEHeader(appKey, appSecret):
    now = time.strftime('%Y-%m-%dT%H:%M:%SZ') #Created
    nonce = str(uuid.uuid4()).replace('-', '') #Nonce
    digest = hashlib.sha256((nonce + now + appSecret).encode()).hexdigest()

    digestBase64 = base64.b64encode(digest.encode()).decode() #PasswordDigest
    return 'UsernameToken Username="{0}",PasswordDigest="{1}",Nonce="{2}",Created="{3}"'.format(appKey,
```

```
digestBase64, nonce, now)

def main():
    # Request body
    jsonData = json.dumps({'from': sender,
                          'statusCallback': statusCallBack,
                          'smsContent':[
                              {'to':receiver_1,
                               'templateId':TEMPLATE_ID_1,
                               'templateParas':TEMPLATE_PARAM_1,
                               'signature':signature_1 # Uncomment this line if the universal template for Chinese
mainland SMS is used.
                              },
                              {'to':receiver_2,
                               'templateId':TEMPLATE_ID_2,
                               'templateParas':TEMPLATE_PARAM_2,
                               'signature':signature_2 # Uncomment this line if the universal template for Chinese
mainland SMS is used.
                              }]
    }).encode('ascii')

    req = urllib.request.Request(url=url, data=jsonData, method='POST') #The request method is POST.
    # Parameters in the request headers
    req.add_header('Authorization', 'WSSE realm="SDP",profile="UsernameToken",type="Appkey"')
    req.add_header('X-WSSE', buildWSSEHeader(APP_KEY, APP_SECRET))
    req.add_header('Content-Type', 'application/json')

    # Ignore the certificate trust issues to prevent API calling failures caused by HTTPS certificate
    authentication failures.
    ssl_create_default_https_context = ssl._create_unverified_context

    try:
        r = urllib.request.urlopen(req) # Send a request.
        print(r.read().decode('utf-8')) # Record the response.
    except urllib.error.HTTPError as e:
        print(e.code)
        print(e.read().decode('utf-8'))
    except urllib.error.URLError as e:
        print(e.reason)

if __name__ == '__main__':
    main()
```

## Receiving Status Reports

```
import urllib.parse

# Data example (urlencode) of the status report reported by the SMS platform
#success_body =
"sequence=1&total=1&updateTime=2018-10-31T08%3A43%3A41Z&source=2&smsMsgId=2ea20735-
f856-4376-afbf-570bd70a46ee_11840135&status=DELIVRD";
failed_body =
"orgCode=E200027&sequence=1&total=1&updateTime=2018-10-31T08%3A43%3A41Z&source=2&smsMsgId
=2ea20735-f856-4376-afbf-570bd70a46ee_11840135&status=RTE_ERR";

"""
Parse the status report data.
@param data: Status report data reported by the SMS platform.
@return:
"""
def onSmsStatusReport(data):
    keyValues = urllib.parse.parse_qs(data); # Parse the status report data.

    """
    Example: Parsing status is used as an example.

'smsMsgId': Unique ID of an SMS
'total': Number of SMS segments
'sequence': Sequence number of an SMS after splitting
```

```
'source': Status report source
'updateTime': Resource update time
'status': Enumeration values of the status report
'orgCode': Status code
'''
status = keyValues.get('status'); # Enumerated values of the status report
# Check whether the SMS is successfully sent based on the value of status.
if 'DELIVRD' == str.upper(status[0]):
    print('Send sms success. smsMsgId: ', keyValues.get('smsMsgId')[0]);
else:
    # The SMS fails to be sent. The values of status and orgCode are recorded.
    print('Send sms failed. smsMsgId: ', keyValues.get('smsMsgId')[0]);
    print('Failed status: ', status[0]);
    print('Failed orgCode: ', keyValues.get('orgCode')[0]);

if __name__ == '__main__':
    # onSmsStatusReport(success_body)
    onSmsStatusReport(failed_body)
```

## References

- Code examples: [Java](#), [PHP](#), [C#](#), [Node.js](#), and [Go](#)
- APIs: [SMS Sending API](#), [Batch SMS Sending API](#), [Status Report Receiving API](#)
- [Troubleshooting Commissioning Problems](#)

### 3.2.4 C#

<b>Example</b>	<a href="#">Sending SMSs (Example 1)</a> , <a href="#">Sending SMSs in Batches (Example 1)</a> <a href="#">Sending SMSs (Example 2)</a> , <a href="#">Sending SMSs in Batches (Example 2)</a> <a href="#">Receiving Status Reports</a>
<b>Environment</b>	Example 1: .NET Core 2.0 or later, or .NET Framework 4.6 or later Example 2: .NET Core 1.0 or later, or .NET Framework 2.0 or later
<b>Library</b>	For Newtonsoft.Json 11.0.2 and later versions, see <a href="https://www.newtonsoft.com/json">https://www.newtonsoft.com/json</a> .

## NOTICE

- Sending SMSs shows an example of sending group SMSs with a single template. Sending SMSs in batches shows an example of sending group SMSs with multiple templates.
- The examples described in this document may involve the use of personal data. You are advised to comply with relevant laws and regulations and take measures to ensure that personal data is fully protected.
- The examples described in this document are for demonstration purposes only. Commercial use of the examples is prohibited.
- Information in this document is for your reference only. It does not constitute any offer or commitment.

## Sending SMSs (Example 1)

```
using System;
using System.Collections.Generic;
using System.Net;
using System.Net.Http;
using System.Security.Cryptography;
using System.Text;

namespace msgsms_csharp_demo
{
    class SendSms
    {
        static void Main(string[] args)
        {
            // Mandatory. The values here are example values only. Obtain the actual values based on
            Development Preparation.
            string apiAddress = "https://smsapi.ap-southeast-1.myhuaweicloud.com:443/sms/batchSendSms/v1"; // Application access address and API access URI
            // Hard-coded or plaintext appKey/appSecret is risky. For security, encrypt your appKey/appSecret and store them in the configuration file or environment variables.
            string appKey = "c8RWg3ggEcyd4D3p94bf3Y7x1Ile"; //Application Key
            string appSecret = "q4li87Bh*****80SfD7Al"; //Application Secret
            string sender = "csms12345678"; // Channel number for Chinese mainland SMS or international SMS
            string templateId = "8ff55eac1d0b478ab3c06c3c6a492300"; // Template ID

            // Mandatory for Chinese mainland SMS. This parameter is valid and mandatory when Template Type corresponding to templateId is Universal template. The signature name must be approved and be the same type as the template.
            // This parameter is not required for international SMS.
            //string signature = "Huawei Cloud SMS test"; // Signature

            // Mandatory. Global number format (including the country code), for example, +8615123456789. Use commas (,) to separate multiple numbers.
            string receiver = "+8615123456789,+8615234567890"; // Recipient numbers

            // Optional. Address for receiving SMS status reports. The domain name is recommended. If this parameter is set to an empty value or left unspecified, customers do not receive status reports.
            string statusCallBack = "";

            /*
            * Optional. If a non-variable template is used, assign an empty value to this parameter, for example, string templateParas = "";
            * Example of a single-variable template: If the template content is "Your verification code is ${NUM_6}", templateParas can be set to "[\"369751\"]".
            * Example of a dual-variable template: If the template content is "You have ${NUM_2} delivered to ${TXT_20}", templateParas can be set to "[\"3\", \"main gate of People's Park\"]".
            * For details, see Template and Variable Specifications.
            */
        }
    }
}
```

```

string templateParas = "[\369751\]"; // Template variable. The following uses a single-variable
verification code SMS message as an example. The customer needs to generate a 6-digit verification code
and define it as a character string to prevent the loss of first digits 0 (for example, 002569 is changed to
2569).

    try
    {
        // Ignore the certificate trust issues to prevent API calling failures caused by HTTPS certificate
authentication failures.
        HttpClient client = new HttpClient();
        ServicePointManager.ServerCertificateValidationCallback = delegate { return true; };

        // Request headers
        client.DefaultRequestHeaders.Add("Authorization", "WSSE realm=\"SDP\",profile=
\"UsernameToken\",type=\"Appkey\"");
        client.DefaultRequestHeaders.Add("X-WSSE", BuildWSSEHeader(appKey, appSecret));
        // Request body
        var body = new Dictionary<string, string>() {
            {"from", sender},
            {"to", receiver},
            {"templateId", templateId},
            {"templateParas", templateParas},
            {"statusCallback", statusCallBack},
            /*{"signature", signature} // Uncomment this line if the universal template for Chinese
mainland SMS is used.
        };

        HttpContent content = new FormUrlEncodedContent(body);

        var response = client.PostAsync(apiAddress, content).Result;
        Console.WriteLine(response.StatusCode); // Record the result code of the response.
        var res = response.Content.ReadAsStringAsync().Result;
        Console.WriteLine(res); //Record the response.
    }
    catch (Exception e)
    {
        Console.WriteLine(e.StackTrace);
        Console.WriteLine(e.Message);
    }
}

/// <summary>
/// Construct the value of X-WSSE.
/// </summary>
/// <param name="appKey"></param>
/// <param name="appSecret"></param>
/// <returns></returns>
static string BuildWSSEHeader(string appKey, string appSecret)
{
    string now = DateTime.Now.ToString("yyyy-MM-ddTHH:mm:ssZ"); //Created
    string nonce = Guid.NewGuid().ToString().Replace("-", ""); //Nonce

    byte[] material = Encoding.UTF8.GetBytes(nonce + now + appSecret);
    byte[] hashed = SHA256Managed.Create().ComputeHash(material);
    string hexdigest = BitConverter.ToString(hashed).Replace("-", "");
    string base64 = Convert.ToBase64String(Encoding.UTF8.GetBytes(hexdigest)); //PasswordDigest

    return String.Format("UsernameToken Username=\"{0}\",PasswordDigest=\"{1}\",Nonce=
\"{2}\",Created=\"{3}\",
        appKey, base64, nonce, now);
}
}
}

```

## Sending SMSs (Example 2)

```

using System;
using System.Collections.Specialized;
using System.IO;

```

```

using System.Net;
using System.Security.Cryptography;
using System.Text;
using System.Web;

namespace msgsms_csharp_demo
{
    class SendSms
    {
        static void Main(string[] args)
        {
            // Mandatory. The values here are example values only. Obtain the actual values based on
            Development Preparation.
            string apiAddress = "https://smsapi.ap-southeast-1.myhuaweicloud.com:443/sms/batchSendSms/v1"; // Application access address and API access URI
            // Hard-coded or plaintext appKey/appSecret is risky. For security, encrypt your appKey/appSecret and store them in the configuration file or environment variables.
            string appKey = "c8RWg3ggEcyd4D3p94bf3Y7x1lle"; //Application Key
            string appSecret = "q4li87Bh*****80SfD7Al"; //Application Secret
            string sender = "csms12345678"; // Channel number for Chinese mainland SMS or international SMS
            string templateId = "8ff55eac1d0b478ab3c06c3c6a492300"; // Template ID

            // Mandatory for Chinese mainland SMS. This parameter is valid and mandatory when Template Type corresponding to templateId is Universal template. The signature name must be approved and be the same type as the template.
            // This parameter is not required for international SMS.
            //string signature = "Huawei Cloud SMS test"; // Signature

            // Mandatory. Global number format (including the country code), for example, +8615123456789. Use commas (,) to separate multiple numbers.
            string receiver = "+8615123456789,+8615234567890"; // Recipient numbers

            // Optional. Address for receiving SMS status reports. The domain name is recommended. If this parameter is set to an empty value or left unspecified, customers do not receive status reports.
            string statusCallBack = "";

            /*
            * Optional. If a non-variable template is used, assign an empty value to this parameter, for example, string templateParas = "";
            * Example of a single-variable template: If the template content is "Your verification code is ${NUM_6}", templateParas can be set to "[\"369751\"]".
            * Example of a dual-variable template: If the template content is "You have ${NUM_2} delivered to ${TXT_20}", templateParas can be set to "[\"3\", \"main gate of People's Park\"]".
            * For details, see Template and Variable Specifications.
            */
            string templateParas = "[\"369751\"]"; // Template variable. The following uses a single-variable verification code SMS message as an example. The customer needs to generate a 6-digit verification code and define it as a character string to prevent the loss of first digits 0 (for example, 002569 is changed to 2569).

            try
            {
                // Ignore the certificate trust issues to prevent API calling failures caused by HTTPS certificate authentication failures.
                ServicePointManager.ServerCertificateValidationCallback = delegate { return true; };
                // Set the security protocol type to 3072 to use TLS 1.2.
                ServicePointManager.SecurityProtocol = SecurityProtocolType.Tls | (SecurityProtocolType)3072;

                HttpWebRequest myReq = (HttpWebRequest)WebRequest.Create(apiAddress);
                // Request method
                myReq.Method = "POST";
                // Request headers
                myReq.ContentType = "application/x-www-form-urlencoded";
                myReq.Headers.Add("Authorization", "WSSE realm=\"SDP\",profile=\"UsernameToken\",type=\"Appkey\"");
                myReq.Headers.Add("X-WSSE", BuildWSSEHeader(appKey, appSecret));
                // Request body
                NameValueCollection keyValues = new NameValueCollection

```

```

        {
            {"from", sender},
            {"to", receiver},
            {"templateId", templateId},
            {"templateParas", templateParas},
            {"statusCallback", statusCallBack},
            //{"signature", signature} // Uncomment this line if the universal template for Chinese
mainland SMS is used.
        };
        string body = BuildQueryString(keyValues);

        // Send request data.
        StreamWriter req = new StreamWriter(myReq.GetRequestStream());
        req.Write(body);
        req.Close();

        // Obtain response data.
        HttpResponseMessage myResp = (HttpResponseMessage)myReq.GetResponse();
        StreamReader resp = new StreamReader(myResp.GetResponseStream());
        string result = resp.ReadToEnd();
        myResp.Close();
        resp.Close();

        Console.WriteLine(result);
    }
    catch (Exception e)
    {
        Console.WriteLine(e.StackTrace);
        Console.WriteLine(e.Message);
    }
}

/// <summary>
/// Construct the value of X-WSSE.
/// </summary>
/// <param name="appKey"></param>
/// <param name="appSecret"></param>
/// <returns></returns>
static string BuildWSSEHeader(string appKey, string appSecret)
{
    string now = DateTime.Now.ToString("yyyy-MM-ddTHH:mm:ssZ"); //Created
    string nonce = Guid.NewGuid().ToString().Replace("-", ""); //Nonce

    byte[] material = Encoding.UTF8.GetBytes(nonce + now + appSecret);
    byte[] hashed = SHA256Managed.Create().ComputeHash(material);
    string hexdigest = BitConverter.ToString(hashed).Replace("-", "");
    string base64 = Convert.ToBase64String(Encoding.UTF8.GetBytes(hexdigest)); //PasswordDigest

    return String.Format("UsernameToken Username=\"{0}\",PasswordDigest=\"{1}\",Nonce=
\"{2}\",Created=\"{3}\",
        appKey, base64, nonce, now);
}

/// <summary>
/// Construct the request body.
/// </summary>
/// <param name="keyValues"></param>
/// <returns></returns>
static string BuildQueryString(NameValueCollection keyValues)
{
    StringBuilder temp = new StringBuilder();
    foreach (string item in keyValues.Keys)
    {
temp.Append(item).Append("=").Append(HttpUtility.UrlEncode(keyValues.Get(item))).Append("&");
    }
    return temp.Remove(temp.Length - 1, 1).ToString();
}
}

```

```
}  
}
```

## Sending SMSs in Batches (Example 1)

```
using Newtonsoft.Json;
using System;
using System.Collections;
using System.Collections.Generic;
using System.Net;
using System.Net.Http;
using System.Net.Http.Headers;
using System.Security.Cryptography;
using System.Text;

namespace msgsms_csharp_demo
{
    class SendDiffSms
    {
        static void Main(string[] args)
        {
            // Mandatory. The values here are example values only. Obtain the actual values based on
            Development Preparation.
            string apiAddress = "https://smsapi.ap-southeast-1.myhuaweicloud.com:443/sms/batchSendDiffSms/
v1"; // Application access address and API access URI
            // Hard-coded or plaintext appKey/appSecret is risky. For security, encrypt your appKey/appSecret
            and store them in the configuration file or environment variables.
            string appKey = "c8RWg3ggEcyd4D3p94bf3Y7x1lle"; //Application Key
            string appSecret = "q4ll87Bh*****80SfD7Al"; //Application Secret
            string sender = "csms12345678"; // Channel number for Chinese mainland SMS or international
            SMS

            string templateId_1 = "979b639cbd0b4b6b88e0fd5de4ad6f85"; // Template ID 1
            string templateId_2 = "979b639cbd0b4b6b88e0fd5de4ad6f85"; // Template ID 2

            // Mandatory for Chinese mainland SMS. This parameter is valid and mandatory when Template
            Type corresponding to templateId is Universal template. The signature name must be approved and be
            the same type as the template.
            // This parameter is not required for international SMS.
            string signature_1 = "Huawei Cloud SMS test"; // Signature 1
            string signature_2 = "Huawei Cloud SMS test"; // Signature 2

            // Mandatory. Global number format (including the country code), for example, +8615123456789.
            Use commas (,) to separate multiple numbers.
            string[] receiver_1 = { "+8615123456789", "+8615234567890" }; // Recipient number of template 1
            string[] receiver_2 = { "+8615123456789", "+8615234567890" }; // Recipient number of template 2

            // Optional. Address for receiving SMS status reports. The domain name is recommended. If this
            parameter is set to an empty value or left unspecified, customers do not receive status reports.
            string statusCallBack = "";

            /*
            * Optional. If a non-variable template is used, assign an empty value to this parameter, for
            example, string[] templateParas = {};
            * Example of a single-variable template: If the template content is "Your verification code is $
            {NUM_6}", templateParas can be set to ["369751"].
            * Example of a dual-variable template: If the template content is "You have ${NUM_2} delivered to
            ${TXT_20}", templateParas can be set to {"3","main gate of People's Park"}.
            * For details, see Template and Variable Specifications.
            */
            string[] templateParas_1 = { "123456" }; // Template 1 variable. The following uses a single-
            variable verification code SMS message as an example. The customer needs to generate a 6-digit
            verification code and define it as a character string to prevent the loss of first digits 0 (for example, 002569
            is changed to 2569).
            string[] templateParas_2 = { "234567" }; // Template 2 variable. The following uses a single-
            variable verification code SMS message as an example. The customer needs to generate a 6-digit
            verification code and define it as a character string to prevent the loss of first digits 0 (for example, 002569
            is changed to 2569).

            ArrayList smsContent = new ArrayList
```

```

    {
        // smsContent. If the signature name is not required, set signature to null.
        InitDiffSms(receiver_1, templateId_1, templateParas_1, signature_1),
        InitDiffSms(receiver_2, templateId_2, templateParas_2, signature_2)
    };

    try
    {
        // Ignore the certificate trust issues to prevent API calling failures caused by HTTPS certificate
        authentication failures.
        HttpClient client = new HttpClient();
        ServicePointManager.ServerCertificateValidationCallback = delegate { return true; };

        // Request headers
        client.DefaultRequestHeaders.Add("Authorization", "WSSE realm=\"SDP\",profile=
        \"UsernameToken\",type=\"Appkey\"");
        client.DefaultRequestHeaders.Add("X-WSSE", BuildWSSEHeader(appKey, appSecret));
        // Request body
        var body = new Dictionary<string, object>{
            {"from", sender},
            {"statusCallback", statusCallBack},
            {"smsContent", smsContent}
        };

        HttpContent content = new StringContent(JsonConvert.SerializeObject(body));
        // Content-Type in the request headers
        content.Headers.ContentType = new MediaTypeHeaderValue("application/json");

        var response = client.PostAsync(apiAddress, content).Result;
        Console.WriteLine(response.StatusCode); // Record the result code of the response.
        var res = response.Content.ReadAsStringAsync().Result;
        Console.WriteLine(res); //Record the response.
    }
    catch (Exception e)
    {
        Console.WriteLine(e.StackTrace);
        Console.WriteLine(e.Message);
    }
}

/// <summary>
/// Construct the value of smsContent.
/// </summary>
/// <param name="receiver"></param>
/// <param name="templateId"></param>
/// <param name="templateParas"></param>
/// <param name="signature">Signature name, which must be specified when the universal template
for Chinese mainland SMS is used.</param>
/// <returns></returns>
static Dictionary<string, object> InitDiffSms(string[] receiver, string templateId, string[] templateParas,
string signature)
{
    Dictionary<string, object> dic = new Dictionary<string, object>
    {
        {"to", receiver},
        {"templateId", templateId},
        {"templateParas", templateParas}
    };
    if (!signature.Equals(null) && signature.Length > 0)
    {
        dic.Add("signature", signature);
    }

    return dic;
}

/// <summary>
/// Construct the value of X-WSSE.
/// </summary>

```

```
/// <param name="appKey"></param>
/// <param name="appSecret"></param>
/// <returns></returns>
static string BuildWSSEHeader(string appKey, string appSecret)
{
    string now = DateTime.Now.ToString("yyyy-MM-ddTHH:mm:ssZ"); //Created
    string nonce = Guid.NewGuid().ToString().Replace("-", ""); //Nonce

    byte[] material = Encoding.UTF8.GetBytes(nonce + now + appSecret);
    byte[] hashed = SHA256Managed.Create().ComputeHash(material);
    string hexdigest = BitConverter.ToString(hashed).Replace("-", "");
    string base64 = Convert.ToBase64String(Encoding.UTF8.GetBytes(hexdigest)); //PasswordDigest

    return String.Format("UsernameToken Username=\"{0}\",PasswordDigest=\"{1}\",Nonce=
\"{2}\",Created=\"{3}\",
        appKey, base64, nonce, now);
}
}
```

## Sending SMSs in Batches (Example 2)

```
using Newtonsoft.Json;
using System;
using System.Collections;
using System.Collections.Generic;
using System.IO;
using System.Net;
using System.Security.Cryptography;
using System.Text;

namespace msgsms_csharp_demo
{
    class SendDiffSms
    {
        static void Main(string[] args)
        {
            // Mandatory. The values here are example values only. Obtain the actual values based on
            Development Preparation.
            string apiAddress = "https://smsapi.ap-southeast-1.myhuaweicloud.com:443/sms/batchSendDiffSms/
v1"; // Application access address and API access URI
            // Hard-coded or plaintext appKey/appSecret is risky. For security, encrypt your appKey/appSecret
            and store them in the configuration file or environment variables.
            string appKey = "c8RWg3ggEcyd4D3p94bf3Y7x1lle"; //Application&nbsp;Key
            string appSecret = "q4li87Bh*****80SfD7Al"; //Application&nbsp;Secret
            string sender = "csms12345678"; // Channel number for Chinese mainland SMS or international
            SMS

            string templateId_1 = "979b639cbd0b4b6b88e0fd5de4ad6f85"; // Template ID 1
            string templateId_2 = "979b639cbd0b4b6b88e0fd5de4ad6f85"; // Template ID 2

            // Mandatory for Chinese mainland SMS. This parameter is valid and mandatory when Template
            Type corresponding to templateId is Universal template. The signature name must be approved and be
            the same type as the template.
            // This parameter is not required for international SMS.
            string signature_1 = "Huawei Cloud SMS test"; // Signature 1
            string signature_2 = "Huawei Cloud SMS test"; // Signature 2

            // Mandatory. Global number format (including the country code), for example, +8615123456789.
            Use commas (,) to separate multiple numbers.
            string[] receiver_1 = { "+8615123456789", "+8615234567890" }; // Recipient number of template 1
            string[] receiver_2 = { "+8615123456789", "+8615234567890" }; // Recipient number of template 2

            // Optional. Address for receiving SMS status reports. The domain name is recommended. If this
            parameter is set to an empty value or left unspecified, customers do not receive status reports.
            string statusCallBack = "";

            /*
            * Optional. If a non-variable template is used, assign an empty value to this parameter, for
            example, string[] templateParas = {};
        */
    }
}
```

```

    * Example of a single-variable template: If the template content is "Your verification code is $
{NUM_6}", templateParas can be set to ["369751"].
    * Example of a dual-variable template: If the template content is "You have ${NUM_2} delivered to
${TXT_20}", templateParas can be set to {"3","main gate of People's Park"}.
    * For details, see Template and Variable Specifications.
    */
    string[] templateParas_1 = {"123456"}; // Template 1 variable. The following uses a single-variable
verification code SMS message as an example. The customer needs to generate a 6-digit verification code
and define it as a character string to prevent the loss of first digits 0 (for example, 002569 is changed to
2569).
    string[] templateParas_2 = {"234567"}; // Template 2 variable. The following uses a single-variable
verification code SMS message as an example. The customer needs to generate a 6-digit verification code
and define it as a character string to prevent the loss of first digits 0 (for example, 002569 is changed to
2569).

    ArrayList smsContent = new ArrayList
    {
        // smsContent. If the signature name is not required, set signature to null.
        InitDiffSms(receiver_1, templateId_1, templateParas_1, signature_1),
        InitDiffSms(receiver_2, templateId_2, templateParas_2, signature_2)
    };

    try
    {
        // Ignore the certificate trust issues to prevent API calling failures caused by HTTPS certificate
authentication failures.
        ServicePointManager.ServerCertificateValidationCallback = delegate { return true; };
        // Set the security protocol type to 3072 to use TLS 1.2.
        ServicePointManager.SecurityProtocol = SecurityProtocolType.Tls | (SecurityProtocolType)3072;

        HttpRequest myReq = (HttpRequest)WebRequest.Create(apiAddress);
        // Request method
        myReq.Method = "POST";
        // Request headers
        myReq.ContentType = "application/json";
        myReq.Headers.Add("Authorization", "WSSE realm=\"SDP\",profile=\"UsernameToken\",type=
\"Appkey\"");
        myReq.Headers.Add("X-WSSE", BuildWSSEHeader(appKey, appSecret));
        // Request body
        var body = new Dictionary<string, object>() {
            {"from", sender},
            {"statusCallback", statusCallback},
            {"smsContent", smsContent}
        };

        string jsonData = JsonConvert.SerializeObject(body);

        // Send request data.
        StreamWriter req = new StreamWriter(myReq.GetRequestStream());
        req.Write(jsonData);
        req.Close();

        // Obtain response data.
        HttpResponse myResp = (HttpResponse)myReq.GetResponse();
        StreamReader resp = new StreamReader(myResp.GetResponseStream());
        string result = resp.ReadToEnd();
        myResp.Close();
        resp.Close();

        Console.WriteLine(result);
    }
    catch (Exception e)
    {
        Console.WriteLine(e.StackTrace);
        Console.WriteLine(e.Message);
    }
}

/// <summary>

```

```

/// Construct the value of smsContent.
/// </summary>
/// <param name="receiver"></param>
/// <param name="templated"></param>
/// <param name="templateParas"></param>
///<param name="signature">Signature name, which must be specified when the universal template
for Chinese mainland SMS is used.</param>
/// <returns></returns>
static Dictionary<string, object> InitDiffSms(string[] receiver, string templated, string[] templateParas,
string signature)
{
    Dictionary<string, object> dic = new Dictionary<string, object>
    {
        {"to", receiver},
        {"templated", templated},
        {"templateParas", templateParas}
    };
    if (!signature.Equals(null) && signature.Length > 0)
    {
        dic.Add("signature", signature);
    }

    return dic;
}

/// <summary>
/// Construct the value of X-WSSE.
/// </summary>
/// <param name="appKey"></param>
/// <param name="appSecret"></param>
/// <returns></returns>
static string BuildWSSEHeader(string appKey, string appSecret)
{
    string now = DateTime.Now.ToString("yyyy-MM-ddTHH:mm:ssZ"); //Created
    string nonce = Guid.NewGuid().ToString().Replace("-", ""); //Nonce

    byte[] material = Encoding.UTF8.GetBytes(nonce + now + appSecret);
    byte[] hashed = SHA256Managed.Create().ComputeHash(material);
    string hexdigest = BitConverter.ToString(hashed).Replace("-", "");
    string base64 = Convert.ToBase64String(Encoding.UTF8.GetBytes(hexdigest)); //PasswordDigest

    return String.Format("UsernameToken Username=\"{0}\",PasswordDigest=\"{1}\",Nonce=
\"{2}\",Created=\"{3}\",
        appKey, base64, nonce, now);
}
}
}
}

```

## Receiving Status Reports

```

using System;
using System.Web;

namespace msgsms_csharp_demo
{
    class Report
    {
        static void Main(string[] args)
        {
            //string success_body =
            "sequence=1&total=1&updateTime=2018-10-31T08%3A43%3A41Z&source=2&smsMsgId=2ea20735-
f856-4376-afbf-570bd70a46ee_11840135&status=DELIVRD";
            string failed_body =
            "orgCode=E200027&sequence=1&total=1&updateTime=2018-10-31T08%3A43%3A41Z&source=2&smsMsgId
=2ea20735-f856-4376-afbf-570bd70a46ee_11840135&status=RTE_ERR";

            //onSmsStatusReport(success_body);
            onSmsStatusReport(failed_body);
        }
    }
}

```

```

/// <summary>
/// Parse the status report data.
/// </summary>
///<param name="data">Status report data reported by the SMS platform</param>
static void onSmsStatusReport(string data)
{
    var keyValues = HttpUtility.ParseQueryString(data); // Parse the status report data.

    /**
    * Example: Parsing status is used as an example.
    *
    * 'smsMsgId': Unique ID of an SMS
    * 'total': Number of SMS segments
    * 'sequence': Sequence number of an SMS after splitting
    * 'source': Status report source
    * 'updateTime': Resource update time
    * 'status': Enumeration values of the status report
    * 'orgCode': Status code
    */
    string status = keyValues.Get("status"); // Enumerated values of the status report
    // Check whether the SMS is successfully sent based on the value of status.
    if ("DELIVRD".Equals(status.ToUpper()))
    {
        Console.WriteLine("Send sms success. smsMsgId: " + keyValues.Get("smsMsgId"));
    }
    else
    {
        // The SMS fails to be sent. The values of status and orgCode are recorded.
        Console.WriteLine("Send sms failed. smsMsgId: " + keyValues.Get("smsMsgId"));
        Console.WriteLine("Failed status: " + status);
        Console.WriteLine("Failed orgCode: " + keyValues.Get("orgCode"));
    }
}
}
}

```

## References

- Code examples: [Java](#), [PHP](#), [Python](#), [Node.js](#), and [Go](#)
- APIs: [SMS Sending API](#), [Batch SMS Sending API](#), [Status Report Receiving API](#)
- [Troubleshooting Commissioning Problems](#)

### 3.2.5 Node.js

<b>Example</b>	<a href="#">Sending SMSs, Sending SMSs in Batches, Receiving Status Reports</a>
<b>Environment</b>	Node.js 8.12.0 or later versions are required. The examples in this section are developed based on Node.js 8.12.0.

**NOTICE**

- Sending SMSs shows an example of sending group SMSs with a single template. Sending SMSs in batches shows an example of sending group SMSs with multiple templates.
- The examples described in this document may involve the use of personal data. You are advised to comply with relevant laws and regulations and take measures to ensure that personal data is fully protected.
- The examples described in this document are for demonstration purposes only. Commercial use of the examples is prohibited.
- Information in this document is for your reference only. It does not constitute any offer or commitment.

## Sending SMSs

```
/*jshint esversion: 6 */
var https = require('https'); // Introduce the HTTPS module.
var url = require('url'); // Introduce the URL module.
var querystring = require('querystring'); // Introduce the querystring module.

// Mandatory. The values here are example values only. Obtain the actual values based on Development Preparation.
var realUrl = 'https://smsapi.ap-southeast-1.myhuaweicloud.com:443/sms/batchSendSms/v1'; // Application access address and API access URI
var appKey = 'c8RWg3ggEcyd4D3p94bf3Y7x1lle'; //Application Key
// Hard-coded or plaintext appKey/appSecret is risky. For security, encrypt your appKey/appSecret and store them in the configuration file or environment variables.
var appSecret = 'q4li87Bh*****80SfD7Al'; //Application Secret
var sender = 'csms12345678'; // Channel number for Chinese mainland SMS or international SMS
var templateId = '8ff55eac1d0b478ab3c06c3c6a492300'; // Template ID

// Mandatory for Chinese mainland SMS. This parameter is valid and mandatory when Template Type corresponding to templateId is Universal template. The signature name must be approved and be the same type as the template.
// This parameter is not required for international SMS.
var signature = "Huawei Cloud SMS test"; // Signature

// Mandatory. Global number format (including the country code), for example, +8615123456789. Use commas (,) to separate multiple numbers.
var receiver = '+8615123456789,+8615234567890'; // Recipient numbers

// Optional. Address for receiving SMS status reports. The domain name is recommended. If this parameter is set to an empty value or left unspecified, customers do not receive status reports.
var statusCallBack = "";

/**
 * Optional. If a non-variable template is used, assign an empty value to this parameter, for example, var templateParas = "";
 * Example of a single-variable template: If the template content is "Your verification code is ${NUM_6}", templateParas can be set to ["369751"]'.
 * Example of a dual-variable template: If the template content is "You have ${NUM_2} delivered to ${TXT_20}", templateParas can be set to ["3","main gate of People's Park"]'.
 * For details, see Template and Variable Specifications.
 */
var templateParas = '["369751"]'; // Template variable. The following uses a single-variable verification code SMS message as an example. The customer needs to generate a 6-digit verification code and define it as a character string to prevent the loss of first digits 0 (for example, 002569 is changed to 2569).

/**
 * Construct the request body.
 *
 * @param sender
 * @param receiver
```

```

* @param templateId
* @param templateParas
* @param statusCallBack
* @param signature | Signature name, which must be specified when the universal template for Chinese
mainland SMS is used.
* @returns
*/
function buildRequestBody(sender, receiver, templateId, templateParas, statusCallBack, signature){
    if (null !== signature && signature.length > 0) {
        return querystring.stringify({
            'from': sender,
            'to': receiver,
            'templateId': templateId,
            'templateParas': templateParas,
            'statusCallBack': statusCallBack,
            'signature': signature
        });
    }

    return querystring.stringify({
        'from': sender,
        'to': receiver,
        'templateId': templateId,
        'templateParas': templateParas,
        'statusCallBack': statusCallBack
    });
}

/**
 * Construct the value of X-WSSE.
 */
* @param appKey
* @param appSecret
* @returns
*/
function buildWsseHeader(appKey, appSecret){
    var crypto = require('crypto');
    var util = require('util');

    var time = new Date(Date.now()).toISOString().replace(/.[0-9]+\Z/, 'Z'); //Created
    var nonce = crypto.randomBytes(64).toString('hex'); //Nonce
    var passwordDigestBase64Str = crypto.createHash('sha256').update(nonce + time +
appSecret).digest('base64'); //PasswordDigest

    return util.format("UsernameToken Username=\"%s\",PasswordDigest=\"%s\",Nonce=\"%s\",Created=\"%s\"",
appKey, passwordDigestBase64Str, nonce, time);
}

var urlObj = url.parse(realUrl); // Parse the realUrl character string and return a URL object.

var options = {
    host: urlObj.hostname, // Host name
    port: urlObj.port, // Port
    path: urlObj.pathname, // URI
    method: 'POST', // The request method is POST.
    headers: { // Request headers
        'Content-Type': 'application/x-www-form-urlencoded',
        'Authorization': 'WSSE realm="SDP",profile="UsernameToken",type="Appkey"',
        'X-WSSE': buildWsseHeader(appKey, appSecret)
    },
    rejectUnauthorized: false // Ignore the certificate trust issues to prevent API calling failures caused by
HTTPS certificate authentication failures.
};
// Request body. If the signature name is not required, set signature to null.
var body = buildRequestBody(sender, receiver, templateId, templateParas, statusCallBack, signature);

var req = https.request(options, (res) => {
    console.log('statusCode:', res.statusCode); // The response code is recorded.

```

```

res.setEncoding('utf8'); // Set the response data encoding format.
res.on('data', (d) => {
  console.log('resp:', d); // The response data is recorded.
});
});
req.on('error', (e) => {
  console.error(e.message); // When a request error occurs, error details are recorded.
});
req.write(body); // Send data in the request body.
req.end(); // End the request.

```

## Sending SMSs in Batches

```

/*jshint esversion: 6 */
var https = require('https'); // Introduce the HTTPS module.
var url = require('url'); // Introduce the URL module.

// Mandatory. The values here are example values only. Obtain the actual values based on Development Preparation.
var realUrl = 'https://smsapi.ap-southeast-1.myhuaweicloud.com:443/sms/batchSendDiffSms/v1'; // Application access address and API access URI
// Hard-coded or plaintext appKey/appSecret is risky. For security, encrypt your appKey/appSecret and store them in the configuration file or environment variables.
var appKey = 'c8RWg3ggEcyd4D3p94bf3Y7x1Ile'; //Application Key
var appSecret = 'q4li87Bh*****80SfD7Al'; //Application Secret
var sender = 'csms12345678'; // Channel number for Chinese mainland SMS or international SMS
var templateId1 = '8ff55eac1d0b478ab3c06c3c6a492300'; // Template ID 1
var templateId2 = '8ff55eac1d0b478ab3c06c3c6a492300'; // Template ID 2
// Mandatory for Chinese mainland SMS. This parameter is valid and mandatory when Template Type corresponding to templateId is Universal template. The signature name must be approved and be the same type as the template.
// This parameter is not required for international SMS.
var signature1 = "Huawei Cloud SMS test"; // Signature 1
var signature2 = "Huawei Cloud SMS test"; // Signature 2

// Mandatory. Global number format (including the country code), for example, +8615123456789. Use commas (,) to separate multiple numbers.
var receiver1 = ['+8615123456789','+8615234567890']; // Recipient number of template 1
var receiver2 = ['+8615123456789','+8615234567890']; // Recipient number of template 2

// Optional. Address for receiving SMS status reports. The domain name is recommended. If this parameter is set to an empty value or left unspecified, customers do not receive status reports.
var statusCallBack = "";

/**
 * Optional. If a non-variable template is used, assign an empty value to this parameter, for example, var templateParas = [];
 * Example of a single-variable template: If the template content is "Your verification code is ${NUM_6}", templateParas can be set to ['369751'].
 * Example of a dual-variable template: If the template content is "You have ${NUM_2} parcels delivered to ${TXT_20}", templateParas can be set to ['3','main gate of People's Park'].
 * For details, see Template and Variable Specifications.
 */
var templateParas1 = ['123456']; // Template 1 variable. The following uses a single-variable verification code SMS message as an example. The customer needs to generate a 6-digit verification code and define it as a character string to prevent the loss of first digits 0 (for example, 002569 is changed to 2569).
var templateParas2 = ['234567']; // Template 2 variable. The following uses a single-variable verification code SMS message as an example. The customer needs to generate a 6-digit verification code and define it as a character string to prevent the loss of first digits 0 (for example, 002569 is changed to 2569).

/**
 * Construct the value of smsContent.
 *
 * @param receiver
 * @param templateId
 * @param templateParas
 * @param signature | Signature name, which must be specified when the universal template for Chinese mainland SMS is used.
 * @returns

```

```
*/
function initDiffSms(receiver, templateId, templateParas, signature){
  if (null !== signature && signature.length > 0) {
    return {'to': receiver, 'templateId': templateId, 'templateParas': templateParas, 'signature': signature};
  }
  return {'to': receiver, 'templateId': templateId, 'templateParas': templateParas};
}

/**
 * Construct the value of X-WSSE.
 */
* @param appKey
* @param appSecret
* @returns
*/
function buildWsseHeader(appKey, appSecret){
  var crypto = require('crypto');
  var util = require('util');

  var time = new Date(Date.now()).toISOString().replace(/.[0-9]+\Z/, 'Z'); //Created
  var nonce = crypto.randomBytes(64).toString('hex'); //Nonce
  var passwordDigestBase64Str = crypto.createHash('sha256').update(nonce + time +
  appSecret).digest('base64'); //PasswordDigest

  return util.format("UsernameToken Username=\"%s\",PasswordDigest=\"%s\",Nonce=\"%s\",Created=\"%s\"",
  appKey, passwordDigestBase64Str, nonce, time);
}

var body = JSON.stringify ({ //Request body
  'from': sender,
  'statusCallback': statusCallBack,
  'smsContent': [
    // smsContent. If the signature name is not required, set signature to null.
    initDiffSms(receiver1, templateId1, templateParas1, signature1),
    initDiffSms(receiver2, templateId2, templateParas2, signature2)
  ]
});

var urlObj = url.parse(realUrl); // Parse the realUrl character string and return a URL object.

var options = {
  host: urlObj.hostname, // Host name
  port: urlObj.port, // Port
  path: urlObj.pathname, // URI
  method: 'POST', // The request method is POST.
  headers: { // Request headers
    'Content-Type': 'application/json',
    'Authorization': 'WSSE realm="SDP",profile="UsernameToken",type="Appkey"',
    'X-WSSE': buildWsseHeader(appKey, appSecret)
  },
  rejectUnauthorized: false // Ignore the certificate trust issues to prevent API calling failures caused by
  HTTPS certificate authentication failures.
};

var req = https.request(options, (res) => {
  console.log('statusCode:', res.statusCode); // The response code is recorded.

  res.setEncoding('utf8'); // Set the response data encoding format.
  res.on('data', (d) => {
    console.log('resp:', d); // The response data is recorded.
  });
});
req.on('error', (e) => {
  console.error(e.message); // When a request error occurs, error details are recorded.
});
req.write(body); // Send data in the request body.
req.end(); // End the request.
```

## Receiving Status Reports

```

/*jshint esversion: 6 */

// Data example (urlencode) of the status report reported by the SMS platform
//var success_body =
"sequence=1&total=1&updateTime=2018-10-31T08%3A43%3A41Z&source=2&smsMsgId=2ea20735-
f856-4376-afbf-570bd70a46ee_11840135&status=DELIVRD";
var failed_body =
"orgCode=E200027&sequence=1&total=1&updateTime=2018-10-31T08%3A43%3A41Z&source=2&smsMsgId
=2ea20735-f856-4376-afbf-570bd70a46ee_11840135&status=RTE_ERR";

/**
 * Parse the status report data.
 *
 * @param data: Status report data reported by the SMS platform.
 * @returns
 */
function onSmsStatusReport(data) {
    var querystring = require('querystring');
    var keyValues = querystring.parse(data); // Parse the status report data.

    /**
     * Example: Parsing status is used as an example.
     *
     * 'smsMsgId': Unique ID of an SMS
     * 'total': Number of SMS segments
     * 'sequence': Sequence number of an SMS after splitting
     * 'source': Status report source
     * 'updateTime': Resource update time
     * 'status': Enumeration values of the status report
     * 'orgCode': Status code
     */
    var status = keyValues.status; // Enumerated values of the status report
    // Check whether the SMS is successfully sent based on the value of status.
    if ('DELIVRD' === status.toUpperCase()) {
        console.log('Send sms success. smsMsgId: ', keyValues.smsMsgId);
    } else {
        // The SMS fails to be sent. The values of status and orgCode are recorded.
        console.log('Send sms failed. smsMsgId: ', keyValues.smsMsgId);
        console.log('Failed status: ', status);
        console.log('Failed orgCode: ', keyValues.orgCode);
    }
}

// onSmsStatusReport(success_body);
onSmsStatusReport(failed_body);

```

## References

- Code examples: [Java](#), [PHP](#), [Python](#), [C#](#), and [Go](#)
- APIs: [SMS Sending API](#), [Batch SMS Sending API](#), and [Status Report Receiving API](#)
- [Troubleshooting Commissioning Problems](#)

### 3.2.6 Go

<b>Example</b>	<a href="#">Sending SMSs, Sending SMSs in Batches Receiving Status Reports</a>
<b>Environment</b>	Go 1.11 or later
<b>Library</b>	<a href="https://github.com/satori/go.uuid">github.com/satori/go.uuid</a>

## NOTICE

- Sending SMSs shows an example of sending group SMSs with a single template. Sending SMSs in batches shows an example of sending group SMSs with multiple templates.
- The examples described in this document may involve the use of personal data. You are advised to comply with relevant laws and regulations and take measures to ensure that personal data is fully protected.
- The examples described in this document are for demonstration purposes only. Commercial use of the examples is prohibited.
- Information in this document is for your reference only. It does not constitute any offer or commitment.

## Sending SMSs

```
package main

import (
    "bytes"
    "crypto/sha256"
    "crypto/tls"
    "encoding/base64"
    "fmt"
    "github.com/satori/go.uuid"
    "io/ioutil"
    "net/http"
    "net/url"
    "strings"
    "time"
)

// This parameter does not need to be modified. It is used to format the Authentication header field and
// assign a value to the X-W SSE parameter.
const WSSE_HEADER_FORMAT = "UsernameToken Username=\"%s\",PasswordDigest=\"%s\",Nonce=\"%s\
\",Created=\"%s\"""
// This parameter does not need to be modified. It is used to format the Authentication header field and
// assign a value to the Authorization parameter.
const AUTH_HEADER_VALUE = "WSSE realm=\"SDP\",profile=\"UsernameToken\",type=\"Appkey\"""

func main() {
    // Mandatory. The values here are example values only. Obtain the actual values based on Development Preparation.
    apiAddress := "https://smsapi.ap-southeast-1.myhuaweicloud.com:443/sms/batchSendSms/v1" //
    Application access address (obtain it from the Application Management page on the console) and API
    access URI.
    // Hard-coded or plaintext appKey/appSecret is risky. For security, encrypt your appKey/appSecret and
    store them in the configuration file or environment variables.
    appKey := "c8RWg3ggEcyd4D3p94bf3Y7x1lle" //APP_Key
    appSecret := "q4li87Bh*****80SfD7Al" //APP_Secret
    sender := "csms12345678" // Channel number for the Chinese mainland SMS signature or international
    SMS
    templateId := "8ff55eac1d0b478ab3c06c3c6a492300" // Template ID

    // Mandatory for Chinese mainland SMS. This parameter is valid and mandatory when Template Type
    corresponding to templateId is Universal template. The signature name must be approved and be the
    same type as the template.
    // This parameter is not required for international SMS.
    signature := "Huawei Cloud SMS test" // Signature

    // Mandatory. Global number format (including the country code), for example, +8615123456789. Use
    commas (,) to separate multiple numbers.
    receiver := "+8615123456789,+8615234567890" // Recipient numbers
}
```

```

// Optional. Address for receiving SMS status reports. The domain name is recommended. If this
parameter is set to an empty value or left unspecified, customers do not receive status reports.
statusCallBack := ""

/*
 * Optional. If a non-variable template is used, assign an empty value to this parameter, for example,
string templateParas = "";
 * Example of a single-variable template: If the template content is "Your verification code is ${1}",
templateParas can be set to "[\"369751\"]".
 * Example of a dual-variable template: If the template content is "You have ${1} delivered to ${2}",
templateParas can be set to "[\"3\", \"main gate of People's Park\"]".
 * Each variable in the template must be assigned a value, and the value cannot be empty.
 * For details, see Template and Variable Specifications.
 */
templateParas := "[\"369751\"]" // Template variable. The following uses a single-variable verification
code SMS message as an example. The customer needs to generate a 6-digit verification code and define it
as a character string to prevent the loss of first digits 0 (for example, 002569 is changed to 2569).

body := buildRequestBody(sender,receiver,templateId,templateParas,statusCallBack,signature)
headers := make(map[string]string)
headers["Content-Type"] = "application/x-www-form-urlencoded"
headers["Authorization"] = AUTH_HEADER_VALUE;
headers["X-WSSE"] = buildWsseHeader(appKey, appSecret);
resp, err := post(apiAddress, []byte(body),headers)
if err != nil {
    return
}
fmt.Println(resp);
}

/**
 * sender, receiver, and templateId cannot be empty.
 */
func buildRequestBody(sender, receiver, templateId, templateParas, statusCallBack, signature string) string {
    param := "from=" + url.QueryEscape(sender) + "&to=" + url.QueryEscape(receiver) + "&templateId=" +
url.QueryEscape(templateId)
    if templateParas != "" {
        param += "&templateParas=" + url.QueryEscape(templateParas)
    }
    if statusCallBack != "" {
        param += "&statusCallback=" + url.QueryEscape(statusCallBack)
    }
    if signature != "" {
        param += "&signature=" + url.QueryEscape(signature)
    }
    return param
}

func post(url string, param []byte, headers map[string]string)(string,error) {
    tr := &http.Transport{
        TLSClientConfig: &tls.Config{InsecureSkipVerify: true},
    }
    client := &http.Client{Transport: tr}

    req, err := http.NewRequest("POST",url, bytes.NewBuffer(param));
    if err != nil {
        return "", err
    }
    for key, header := range headers {
        req.Header.Set(key, header)
    }

    resp, err := client.Do(req)
    defer resp.Body.Close()
    body, err := ioutil.ReadAll(resp.Body)
    if err != nil {
        return "", err
    }
    return string(body), nil;
}

```

```
}  
  
func buildWsseHeader(appKey,appSecret string)string {  
    var cTime = time.Now().Format("2006-01-02T15:04:05Z")  
    var nonce = uuid.NewV4().String()  
    nonce = strings.ReplaceAll(nonce,"-", "")  
  
    h := sha256.New()  
    h.Write([]byte(nonce + cTime + appSecret))  
    passwordDigestBase64Str := base64.StdEncoding.EncodeToString(h.Sum(nil))  
  
    return fmt.Sprintf(WSSSE_HEADER_FORMAT,appKey,passwordDigestBase64Str,nonce, cTime);  
}
```

## Sending SMSs in Batches

```
package main  
  
import (  
    "bytes"  
    "crypto/sha256"  
    "crypto/tls"  
    "encoding/base64"  
    "encoding/json"  
    "fmt"  
    "github.com/satori/go.uuid"  
    "io/ioutil"  
    "net/http"  
    "strings"  
    "time"  
)  
  
// This parameter does not need to be modified. It is used to format the Authentication header field and  
// assign a value to the X-WSSSE parameter.  
const WSSSE_HEADER_FORMAT = "UsernameToken Username=\"%s\",PasswordDigest=\"%s\",Nonce=\"%s\"  
\\\",Created=\"%s\""  
// This parameter does not need to be modified. It is used to format the Authentication header field and  
// assign a value to the Authorization parameter.  
const AUTH_HEADER_VALUE = "WSSE realm=\"SDP\",profile=\"UsernameToken\",type=\"Appkey\""  
  
func main() {  
    // Mandatory. The values here are example values only. Obtain the actual values based on Development  
Preparation.  
    url := "https://smsapi.ap-southeast-1.myhuaweicloud.com:443/sms/batchSendDiffSms/v1" // Application  
    // access address (obtain it from the Application Management page on the console) and API access URI.  
    // Hard-coded or plaintext appKey/appSecret is risky. For security, encrypt your appKey/appSecret and  
    // store them in the configuration file or environment variables.  
    appKey := "c8RWg3ggEcyd4D3p94bf3Y7x1lle" //APP_Key  
    appSecret := "q4li87Bh*****80SfD7Al" //APP_Secret  
    sender := "csms12345678" // Channel number for the Chinese mainland SMS signature or international  
    SMS  
    templateId1 := "8ff55eac1d0b478ab3c06c3c6a492300" // Template ID 1  
    templateId2 := "8ff55eac1d0b478ab3c06c3c6a492300" // Template ID 2  
  
    // Mandatory for Chinese mainland SMS. This parameter is valid and mandatory when Template Type  
    // corresponding to templateId is Universal template. The signature name must be approved and be the  
    // same type as the template.  
    // This parameter is not required for international SMS.  
    signature1 := "Huawei Cloud SMS test" // Signature 1  
    signature2 := "Huawei Cloud SMS test" // Signature 2  
  
    // Mandatory. Global number format (including the country code), for example, +8615123456789. Use  
    // commas (,) to separate multiple numbers.  
    receiver1 := []string{"+8615123456789", "+8615234567890"}; // Recipient number of template 1  
    receiver2 := []string{"+8615123456789", "+8615234567890"}; // Recipient number of template 2  
  
    // Optional. Address for receiving SMS status reports. The domain name is recommended. If this  
    // parameter is set to an empty value or left unspecified, customers do not receive status reports.  
    statusCallBack := "";
```

```

/**
 * Optional. If a non-variable template is used, assign an empty value to this parameter, for example,
String templateParas = {};
 * Example of a single-variable template: If the template content is "Your verification code is ${1}",
templateParas can be set to {"369751"}.
 * Example of a dual-variable template: If the template content is "You have ${1} delivered to ${2}",
templateParas can be set to {"3","main gate of People's Park"}.
 * ${DATE}${TIME} cannot be empty. You can use spaces or dots (.) to replace the empty value of 
${TXT_20} and use 0 to replace the empty value of ${NUM_6}.
 * For details, see Template and Variable Specifications.
 */
templateParas1 := []string{"123456"}; // Template 1 variable. The following uses a single-variable
verification code SMS message as an example. The customer needs to generate a 6-digit verification code
and define it as a character string to prevent the loss of first digits 0 (for example, 002569 is changed to
2569).
templateParas2 := []string{"234567"}; // Template 2 variable. The following uses a single-variable
verification code SMS message as an example. The customer needs to generate a 6-digit verification code
and define it as a character string to prevent the loss of first digits 0 (for example, 002569 is changed to
2569).

item1 := initDiffSms(receiver1, templateId1, templateParas1, signature1);
item2 := initDiffSms(receiver2, templateId2, templateParas2, signature2);

item := []map[string]interface{}{item1,item2}
body := buildRequestBody(sender, item, statusCallBack)

headers := make(map[string]string)
headers["Content-Type"] = "application/json;charset=utf-8"
headers["Authorization"] = AUTH_HEADER_VALUE;
headers["X-WSSSE"] = buildWsseHeader(appKey, appSecret);
resp, err := post(url,body,headers)
if err != nil {
    return
}
fmt.Println(resp);
}

func buildRequestBody(sender string, item []map[string]interface{}, statusCallBack string) []byte{
    body := make(map[string]interface{})
    body["smsContent"] = item
    body["from"] = sender
    if statusCallBack != "" {
        body["statusCallback"] = statusCallBack
    }
    res, _ := json.Marshal(body)
    return res;
}

func initDiffSms(reveiver []string, templateId string, templateParas []string, signature string)
map[string]interface{} {
    diffSms := make(map[string]interface{});
    diffSms["to"] = reveiver
    diffSms["templateId"] = templateId
    if templateParas != nil && len(templateParas) > 0 {
        diffSms["templateParas"] = templateParas
    }
    if signature != "" {
        diffSms["signature"] = signature
    }
    return diffSms;
}

func post(url string, param []byte, headers map[string]string)(string,error) {
    tr := &http.Transport{
        TLSClientConfig: &tls.Config{InsecureSkipVerify: true},
    }
    client := &http.Client{Transport: tr}

```

```
req, err := http.NewRequest("POST",url, bytes.NewBuffer(param));
if err != nil {
    return "", err
}
for key, header := range headers {
    req.Header.Set(key, header)
}

resp, err := client.Do(req)
defer resp.Body.Close()
body, err := ioutil.ReadAll(resp.Body)
if err != nil {
    return "", err
}
return string(body), nil;
}

func buildWsseHeader(appKey,appSecret string)string {

    var cTime = time.Now().Format("2006-01-02T15:04:05Z")
    var nonce = uuid.NewV4().String()
    nonce = strings.ReplaceAll(nonce,"-", "")

    h := sha256.New()
    h.Write([]byte(nonce + cTime + appSecret))
    passwordDigestBase64Str := base64.StdEncoding.EncodeToString(h.Sum(nil))

    return fmt.Sprintf(W SSE_HEADER_FORMAT,appKey,passwordDigestBase64Str,nonce, cTime);
}
```

## Receiving Status Reports

```
package main

import (
    "fmt"
    "net/url"
    "strings"
)

func main() {
    // Data example (urlencode) of the status report reported by the SMS platform
    //success_body :=
    "sequence=1&total=1&updateTime=2018-10-31T08%3A43%3A41Z&source=2&smsMsgId=2ea20735-
    f856-4376-afbf-570bd70a46ee_11840135&status=DELIVRD";
    failed_body :=
    "orgCode=E200027&sequence=1&total=1&updateTime=2018-10-31T08%3A43%3A41Z&source=2&smsMsgId
    =2ea20735-f856-4376-afbf-570bd70a46ee_11840135&status=RTE_ERR";
    //onSmsStatusReport(success_body);
    onSmsStatusReport(failed_body);
}

func onSmsStatusReport(data string) {
    ss, _ := url.QueryUnescape(data)
    params := strings.Split(ss, "&")
    keyValues := make(map[string]string)
    for i := range params {
        temp := strings.Split(params[i], "=")
        keyValues[temp[0]] = temp[1];
    }
    /**
     * Example: Parsing status is used as an example.
     *
     * 'smsMsgId': Unique ID of an SMS
     * 'total': Number of SMS segments
     * 'sequence': Sequence number of an SMS after splitting
     * 'source': Status report source
     * 'updateTime': Resource update time
     * 'status': Enumeration values of the status report
    */
}
```

```
    * 'orgCode': Status code
    */
    status := keyValues["status"];
    if status == "DELIVRD" {
        fmt.Println("Send sms success. smsMsgId: " + keyValues["smsMsgId"])
    } else {
        fmt.Println("Send sms failed. smsMsgId: " + keyValues["smsMsgId"])
        fmt.Println("Failed status: " + keyValues["status"])
        fmt.Println("Failed orgCode: " + keyValues["orgCode"])
    }
}
```

## References

- Code examples: [Java](#), [PHP](#), [Python](#), [C#](#), and [Node.js](#)
- APIs: [SMS Sending API](#), [Batch SMS Sending API](#), and [Status Report Receiving API](#)
- [Troubleshooting Commissioning Problems](#)